




Midway City Sanitary District

2024 Strategic Workshop 04/11/2024



“Strategy is about setting yourself apart from the competition. It’s not a matter of being better at what you do – it’s a matter of being different at what you do.”— Michael Porter

Midway City Sanitary District



“The Midway City Sanitary District’s Vision for the future emphasizes our ongoing commitment to integrity and delivering high-quality services. We aim to lead with innovation, demonstrate genuine care for people, provide outstanding customer service and uphold our responsibility towards environmental stewardship for a better tomorrow.”



Midway City Sanitary District Strategic Workshop



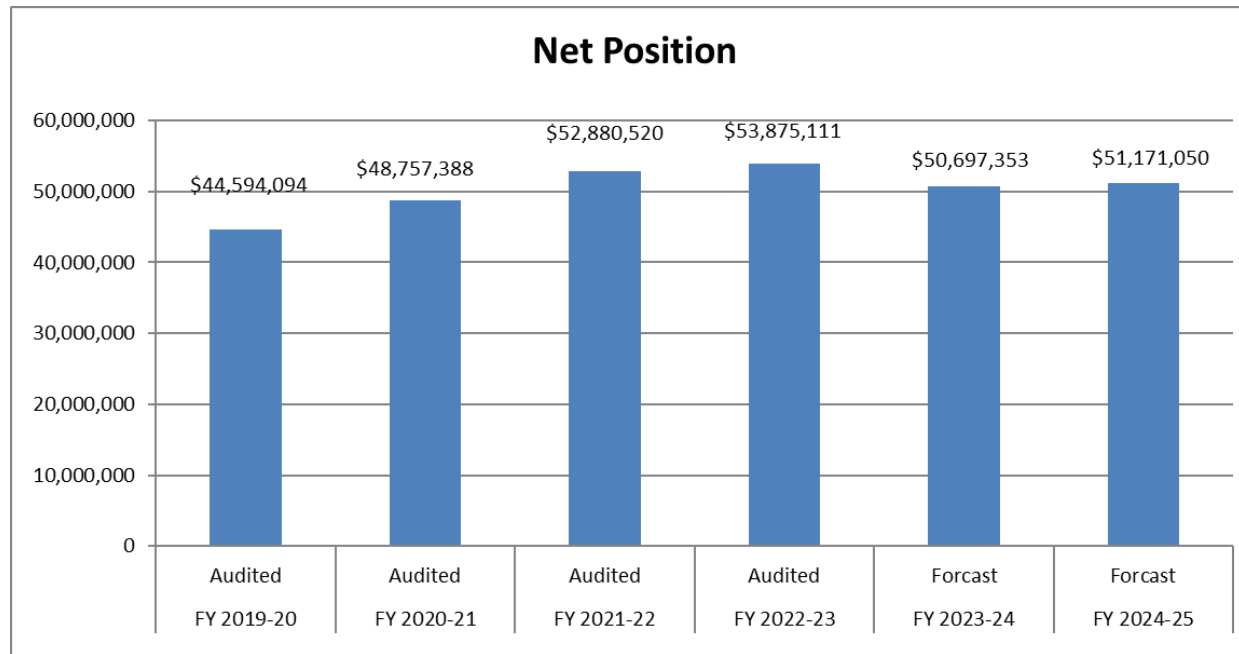
District's Goals and Priorities

- 3-Year Plan
- Awareness
- Customer Focused Services
- Education
- Recognition
- Community Partnerships & Events
- Environment – Carbon Neutral Business
- Branding
- Zero Emission Vehicle (ZEV)
- Health and Safety
- Sewer Infrastructure
- Financial Security and Opportunities
- Explore Opportunities to Partner with the City of Westminster to help the community

Midway City Sanitary District FINANCE



	<u>FY 23-24</u>	<u>FY 24-25 (projected)</u>
Operating Budget	\$15.6 Million	\$16.5 Million (est. +3.50%)
Capital Outlay & Improvements Budget	\$ 6.2 Million	\$ 2.5 Million

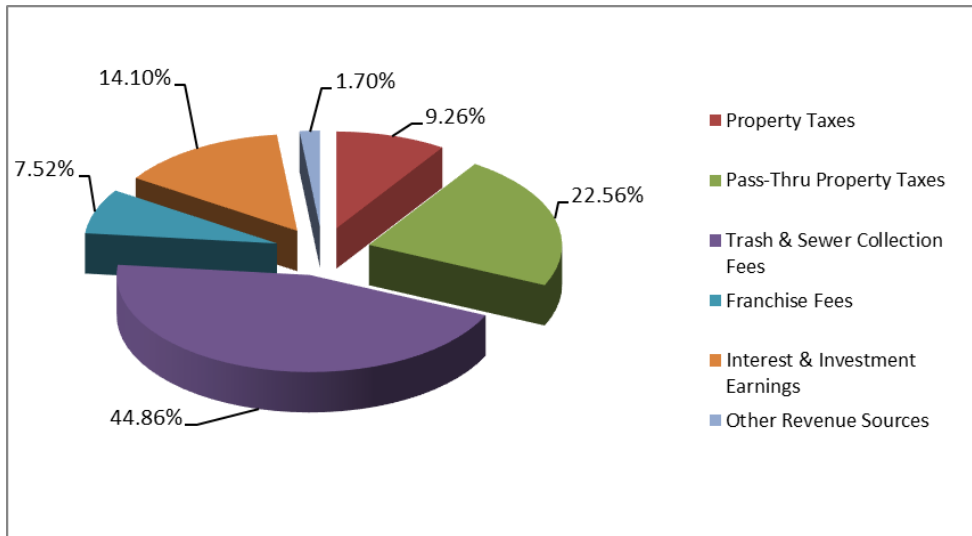


	FY 2019-20	FY 2020-21	FY 2021-22	FY 2022-23	FY 2023-24	FY 2024-25
	Audited	Audited	Audited	Audited	Forecast	Forecast
Net Position, Unrestricted, July 1,	\$42,182,393	\$44,594,094	\$48,757,388	\$52,880,520	\$53,875,111	\$50,697,353
Net Increase/(Decrease)	\$ 2,411,701	\$ 4,163,294	\$ 4,123,132	\$ 994,591	\$ (3,177,758)	\$ 473,697
Net Position, Unrestricted, June 30	\$44,594,094	\$48,757,388	\$52,880,520	\$53,875,111	\$50,697,353	\$51,171,050

Midway City Sanitary District FINANCE



- No Debt
- Services Fees only a 3.0% increase despite higher inflation rates
- Fiscally healthy reserves at 69% funded
- Investments: Estimated \$2.3-\$2.5 Million

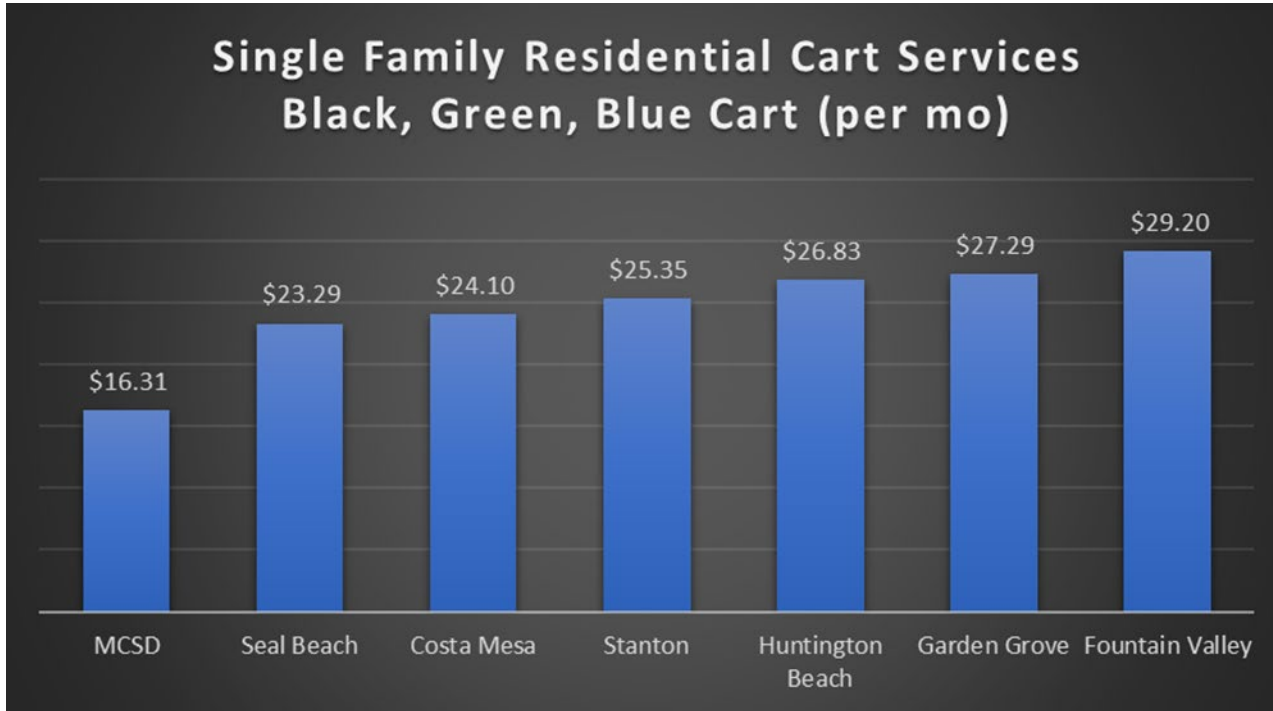


RESERVE	CATEGORY	GOAL LEVEL	CURRENT LEVEL	OVER/(UNDER) GOAL	% FUNDED	
Operating Fund	LAIF/CA CLASS	Unrestricted	10,000,000	10,610,017	610,017	106%
Orange County Midway City	LAIF	Designated	3,600,000	1,915,163	(1,684,837)	53%
Buildings, Equipment, and Facilities	LAIF	Designated	8,000,000	3,358,919	(4,641,081)	42%
Lift Stations & Sewer Lines	LAIF	Designated	50,000,000	30,624,647	(19,375,353)	61%
CNG/EV Station & Facilities	LAIF	Designated	4,000,000	2,001,632	(1,998,368)	50%
Vehicle Replacements	LAIF	Designated	5,000,000	2,744,542	(2,255,458)	55%
Emergencies & Contingencies	CalTRUST	Designated	2,500,000	1,457,327	(1,042,673)	58%
CERBT 115 Trust Related to OPEB	CalPERS	Restricted	5,967,867	7,043,025	1,075,158	118%
CEPPT 115 Trust Related to Pensions	CalPERS	Restricted	4,800,000	5,208,853	408,853	109%
Totals			\$ 93,867,867	\$64,964,125	\$ (28,903,742)	69%

Midway City Sanitary District FINANCE



Residential Solid Waste
(Black, Green, Blue)



	Residential Rate	
	Per Month	Hauler
MCSD	\$ 16.31	Midway City Sanitary District
Seal Beach	\$ 23.29	Republic Services
Costa Mesa	\$ 24.10	CR&R
Stanton	\$ 25.35	CR&R
Huntington Beach	\$ 26.83	Republic Services
Garden Grove	\$ 27.29	Republic Services
Fountain Valley	\$ 29.20	Republic Services

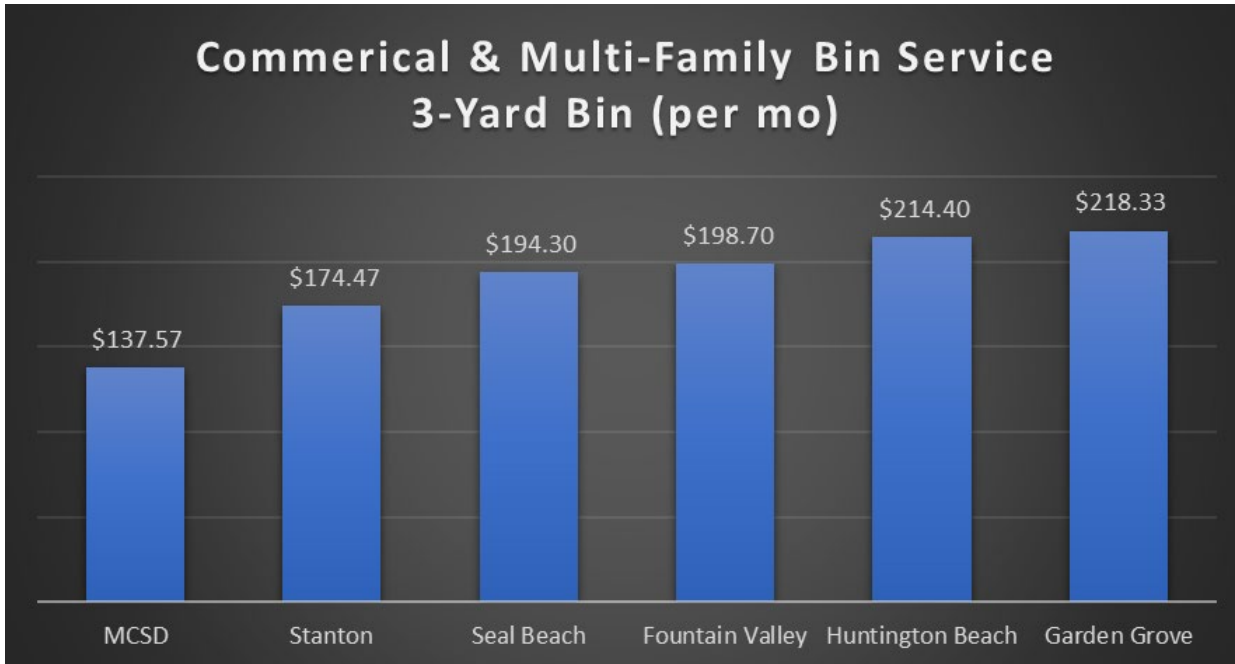
MCSD 3.0% Increase each year for the next 3 years

SOLID WASTE (RESIDENTIAL)				
	Curbside Solid Waste Collection Fees			
	FY 2023/24	FY 2024/25	FY 2025/26	FY 2026/27
Annual Increases	3.00%	3.00%	3.00%	3.00%
Monthly Fees				
Per Unit	\$16.31	\$16.80	\$17.30	\$17.82

Midway City Sanitary District FINANCE



Commercial & Multi-Family Solid Waste (Bin Services)



	Commerical & Multi-Family 3-Yard Bin Per Month		Hauler
MCSD	\$	137.57	CR&R
Stanton	\$	174.47	CR&R
Seal Beach	\$	194.30	Republic Services
Fountain Valley	\$	198.70	Republic Services
Huntington Beach	\$	214.40	Republic Services
Garden Grove	\$	218.33	Republic Services

MCSD 3.24% Increase for 2024/2025 adjusts by CPI

Midway City Sanitary District FINANCE



Sewer Fees

Midway City Sanitary District

SEWER				
Basis of Fee	Residential and Nonresidential Sanitary Sewer Service Fees			
	FY 2023/24	FY 2024/25	FY 2025/26	FY 2026/27
Annual Increases	3.00%	3.00%	3.00%	3.00%
Annual Fees				
Per Sewer Unit	\$100.41	\$103.43	\$106.54	\$109.74
Monthly Fees				
Per Sewer Unit	\$8.37	\$8.62	\$8.79	\$9.15

Orange County Sanitation District

2023-24*	2024-25	2025-26	2026-27	2027-28
\$358	\$371	\$384	\$397	\$411

*Current

City of Garden Grove

Proposed Bi-Monthly Minimum Charge					
Meter Size	Jan 2024	1/1/25	1/1/26	1/1/27	1/1/28
5/8 x 3/4"	\$35.10	\$38.23	\$40.47	\$42.84	\$43.68
1"	\$54.54	\$61.54	\$65.77	\$70.29	\$72.39
1½"	\$87.28	\$100.39	\$107.95	\$116.05	\$120.24
2"	\$126.55	\$147.01	\$158.57	\$170.96	\$177.65
3"	\$231.29	\$271.34	\$293.55	\$317.38	\$330.77
4"	\$349.13	\$411.20	\$445.40	\$482.10	\$503.03
6"	\$676.44	\$799.72	\$867.20	\$939.66	\$981.52
8"	\$1,069.22	\$1,265.94	\$1,373.37	\$1,488.73	\$1,555.71
10"	\$1,592.92	\$1,887.56	\$2,048.26	\$2,220.83	\$2,321.29

Midway City Sanitary District Strategic Plan Workshop



Next Steps

- Community Engagement Workshop 04/27 9:00am-11:00am
- Staff engagement and formulation of plan document, goals, and objectives.
- Strategic Planning Document for final review and approval TBD



Thank You!

