

**MIDWAY CITY SANITARY DISTRICT
BOARD OF DIRECTORS
REGULAR MEETING
AGENDA**

**DISTRICT OFFICE
BOARD ROOM
14451 CEDARWOOD STREET
WESTMINSTER, CA 92683**

**Tuesday, January 21, 2025
5:30 P.M.**

OUR MISSION STATEMENT

THE BOARD OF DIRECTORS AND EMPLOYEES OF THE MIDWAY CITY SANITARY DISTRICT WORK DILIGENTLY TO PROVIDE SEWER AND SOLID WASTE SERVICES TO THE RESIDENTS OF THE DISTRICT. OUR TOP PRIORITY IS TO ACCOMPLISH THIS IN AN ETHICAL, EFFICIENT, AND COST-EFFECTIVE MANNER THAT WILL PROTECT THE HEALTH AND SAFETY OF THOSE WE SERVE.

In accordance with the requirements of California Government Code Section 54954.2, this Agenda is posted not less than 72 hours prior to the meeting date and time above. All written materials relating to each agenda item are available for public inspection in the office of the Board Secretary.

In the event any matter not listed on this agenda is proposed to be submitted to the Board for discussion and/or action, it will be done in compliance with Section 54954.2, or as set forth on a Supplemental Agenda posted not less than 72 hours prior to the meeting.

Please Note: The District complies with the provisions of the Americans with Disabilities Act (ADA). Anyone needing special assistance please contact the District's Secretary at (714) 893-3553, at least one business day prior to the meeting so that we may accommodate you.

- 1. CALL TO ORDER, PLEDGE OF ALLEGIANCE AND INVOCATION**
- 2. ROLL CALL AND DECLARATION OF QUORUM**
- 3. PUBLIC COMMENTS**

All persons wishing to address the Board on specific Agenda items or matters of general interest should do so at this time. As determined by the President, speakers may be deferred until the specific item is taken for discussion and remarks may be limited to three (3) minutes.

- 4. PRESENTATIONS**

- A. 2024 Volunteer Recognition

5. APPROVAL OF THE MINUTES

- A. Approve Minutes of the Board Meeting of the Board of Directors on January 7, 2025

6. REPORTS

The President, General Manager, Legal Counsel, and other staff present verbal reports on miscellaneous matters of general interest to the Directors. These reports are for information only and require no action by the Directors.

- A. Report of President
- B. Report of General Manager
- C. Report of Director of Services & Program Development
- D. Report of Swearing-in Ceremony for OC Supervisor Janet Nguyen on January 8, 2025
- E. Report of Radio Outreach with Radio Bolsa on January 13, 2025
- F. Report of Legislative & Public Affairs Outreach Subcommittee on January 15, 2025
- G. Report of OC San Board of Directors Meeting on January 15, 2025

7. CONSENT CALENDAR

All matters listed on the Consent Calendar are considered routine and will be acted upon at the same time unless separate discussion and/or action is requested by a Board Member, the public, or staff.

- A. Receive and File the Register of Demands in the Amount of \$513,245.31
- B. Approve and File the Treasurer's Investment Report for December 2024
- C. Approve Budget Calendar for Fiscal Year 2025-2026 (July 1, 2025 through June 30, 2026)
- D. Approve the January 15, 2025 Legislative and Public Affairs Outreach Subcommittee Recommendation
- E. Approve General Manager, Robert Housley's, Vacation Request for June 23, 2025, through July 11, 2025, for a total of Fifteen (15) Days and Approve Acting Pay for Director of Services & Program Development, Ashley Davies for Fifteen (15) Days
- F. Receive and File the Engineer Report for December 2024

8. OLD BUSINESS – None**9. NEW BUSINESS**

- A. Consider Approval of the Purchase of Two (2) New 2024 Ford F-150 Supercrew Electric Pickup Trucks
- B. Consider Scheduling a Public Hearing to Consider Adoption an Ordinance Increasing Director Compensation Per Meeting or Day of Service

10. INFORMATIONAL ITEMS

A. 2025 Board Meeting Calendar

11. BOARD CONCERNS AND COMMENTS**12. GM/STAFF CONCERNS AND COMMENTS****13. GENERAL COUNSEL CONCERNS AND COMMENTS****14. CLOSED SESSION ITEMS – None**

CLOSED SESSION: During the course of conducting the business set forth on this agenda as a regular meeting of the Board, the Chair may convene the Board in closed session to consider matters of pending real estate negotiations, pending or potential litigation, or personnel matters, pursuant to Government Code Sections 54956.8, 54956.9, 54957 or 54957.6, as noted.

Reports relating to (a) purchase and sale of property; (b) matters of pending or potential litigation; (c) employment actions or negotiations with employee representatives; or which are exempt from public disclosure under the California Public Records Act, may be reviewed by the Board during a permitted closed session and are not available for public inspection. At such time as the Board takes final action on any of these subjects, the minutes will reflect all required disclosures of information.

15. ADJOURNMENT TO TUESDAY, FEBRUARY 4, 2025

**MINUTES OF THE REGULAR MEETING OF THE
BOARD OF DIRECTORS OF THE MIDWAY CITY
SANITARY DISTRICT OF ORANGE COUNTY
14451 CEDARWOOD STREET
WESTMINSTER, CA 92683**

January 7, 2025

CALL TO ORDER

President S. Contreras called the Regular Meeting of the Governing Board of the Midway City Sanitary District to order at 5:35 P.M., on Tuesday, January 7, 2025, at 14451 Cedarwood Street, Westminster, California.

ROLL CALL

PRESENT: Sergio Contreras
Tyler Diep
Chi Charlie Nguyen
Andrew Nguyen
Mark Nguyen

ABSENT: None

STAFF PRESENT: Robert Housley, General Manager
Gordon Copley, Director of Finance
Nick Castro, Director of Operations & Safety
Ashley Davies, Director of Servs. & Program Development
Milo Ebrahimi, District Engineer, P.E.
Cynthia Olsder, Board Secretary

OTHERS PRESENT: James H. Eggart, General Counsel, Woodruff & Smart

PLEDGE OF ALLEGIANCE AND INVOCATION

Director A. Nguyen led the Pledge of Allegiance. Director M. Nguyen conducted the Invocation.

ROLL CALL AND DECLARATION OF QUORUM

Board Secretary, C. Olsder announced a quorum.

PUBLIC COMMENTS

None.

PRESENTATIONS

None.

APPROVAL OF MINUTES

A. Approve Minutes of the Regular Board of Directors Meeting on December 17, 2024

A motion was made by Director A. Nguyen, seconded by Director M. Nguyen, to approve the minutes of the Regular Board of Directors Meeting on December 17, 2024. The motion was approved by the following 5-0 vote:

AYES: A. Nguyen, M. Nguyen, T. Diep, C. Nguyen, and S. Contreras
NAYS: None
ABSTAIN: None
ABSENT: None

REPORTS**Report of President**

None.

Report of the General Manager

GM R. Housley provided an update on current and potential grants for the District. He reported on the FY 2024 State & Local Cybersecurity Grants for Local and Tribal Governments (SL) Program, his meeting with Townsend regarding the yearlong Continuing Resolution (CR), the acquisition of another EV trash truck, and grants related to sewer projects. Additionally, he has submitted two Legislative proposals for California State Assemblyman Tri Ta's consideration.

Report of the Director of Services & Program Development

A. Davies reported on recent and upcoming outreach events, including the Open House event, updates on the GOGov software, collaboration with school districts, District press releases, and the SB 1383 Audit.

Report of OC San Board of Directors Meeting on December 18, 2024

Director A. Nguyen reported that he attended the meeting and noted the appointment of new Board Members during the session. He reported that OC San developed an annual Asset Management Plan to aide in the development of the Capital Improvement Program. Additionally, they were awarded \$35 million for improvements to the regional sewer system in the cities of Cypress, La Palma, and Los Alamitos.

Report of the VNCR Radio Outreach on December 26, 2024

Director C. Nguyen reported that he attended the recording with Director A. Nguyen, where they discussed the Christmas Tree Recycling Program, SB 1383 regulations, available District services, upcoming events in 2025, and emphasized that the District also manages the sewer systems.

CONSENT CALENDAR

A. Receive and File the Register of Demands in the Amount of \$699,365.04

A motion was made by Director C. Nguyen, seconded by Director A. Nguyen, to approve the Consent Calendar. The motion was approved by the following 5-0 vote:

AYES: A. Nguyen, M. Nguyen, T. Diep, C. Nguyen, and S. Contreras
NAYS: None
ABSTAIN: None
ABSENT: None

OLD BUSINESS - None

NEW BUSINESS

A. 2024 Year in Review and Overview of Priorities and Initiatives for 2025

The Director of Operations and Safety, N. Castro presented to the Board the Operations Department's 2024 accomplishments, highlighting key achievements such as the addition of 2 new EVs to the fleet, 2 new CNG side-loaders to the solid waste department, and the actioning of used goods for a total of \$35,213. He also mentioned receiving 2 SDRMA grants to fund driver's safety training and the hiring of a building facility employee, which helped reduce costs for the District. Additionally, he shared the operational goals for 2025.

The District Engineer, M. Ebrahimi presented to the Board the Engineers Department's 2024 accomplishments, sharing that the District reviewed 228 permits, 35 more permits than the following year, the completed projects such as the Sewer System Management Plan Audit, Cockroaches Mitigation Project phase 2, Sewer system CCTV Video Inspection and Cleaning Project, and listed all the current and future projects that will be rolling over to 2025.

Director T. Diep left the meeting at 6:55 p.m.

The Director of Finance, G. Copley presented the Finance and IT Department's 2024 accomplishments to the Board, highlighting achievements such as the establishment of the California CLASS Investment and CAMP Investment accounts, issuing an RFT for IT services, securing a \$250,000 cybersecurity grant, and installing new audio and visual equipment throughout the building and boardroom. He also outlined the department's 2025 goals, which include implementing Positive Pay protection for banking, enabling credit card processing, deploying a CRM system, improving IT and Wi-Fi capabilities for the shop, transitioning to QuickBooks Online, and conducting a bank fee analysis.

The Director of Services & Program Development, A. Davies, presented the Services and Program Development Department's 2024 accomplishments to the Board. She reported that the District handled 40,717 incoming calls, conducted 4,696 bulky item stops collecting 6,150 items, 1,816 metal item stops collecting 1,279 items, and collected approximately 8,210 tons of recyclables, 23,524 tons of refuse, and 10,331 tons of organics. Additionally, the District collected 14.27 tons of Christmas trees, recycled 3,835 mattresses, and

maintained a record of 706 days without a sewer system overflow, with 0 sewer spills and 2 private spills.

The District hosted 5 clean-up events, 2 District events, and 1 compost/shredding event. Additionally, staff attended 5 educational events, provided 6-yard tours of the District, and participated in 8 city events. The District received \$23,500 in sponsorship contributions, secured a \$274,786 CalRecycle grant, published bi-monthly newsletters, participated in over 20 radio outreach programs, increased social media engagement, conducted a successful survey related to the District, and featured in a Spectrum commercial. Additionally, she shared the department's 2025 goals, which include implementing a mobile app for residents, partnering with Discovery Cube, launching after-school education programs, obtaining the Transparency Award, increasing District awareness, and collaborating with the City of Westminster Code Enforcement.

President S. Contreras recommended that staff share the information in advance to allow sufficient time for the Board to fully absorb and appreciate the great effort that went into the report.

The Board and staff discussed 2024 year in review and priorities and initiatives for 2025. No action was taken.

B. Consider Scheduling a Special Meeting for a Legislative Update Workshop

A staff report and recommendations were provided to and considered by the Board. A motion was made by Director C. Nguyen, seconded by Director A. Nguyen, to schedule a special meeting for a Legislative update workshop on Monday, February 10, 2025 at 11:30 a.m. at the District’s office. The motion was approved by the following 4-0 vote:

- AYES: A. Nguyen, M. Nguyen, C. Nguyen, and S. Contreras
- NAYS: None
- ABSTAIN: None
- ABSENT: T. Diep

C. Review of the Annual Board of Directors Compensation and Days of Service Survey

A staff report and recommendations were provided to and considered by the Board.

With the consent of the full Board, staff will provide additional information and suggestions for further discussion at the next meeting. No action was taken.

INFORMATIONAL ITEMS

- A. FY 2024 State & Local Cybersecurity Grants for Local & Tribal Governments Program
- B. 2025 Board Meeting Calendar

Receive and File.

BOARD CONCERNS AND COMMENTS

The Board thanked staff for putting together a great presentation.

Director C. Nguyen suggested that, since Me Vietnam Radio has closed, the Board should consider replacing them with Little Saigon Radio. He plans to present this proposal at the upcoming Legislative & Public Affairs Outreach Subcommittee Meeting.

GENERAL MANAGER AND STAFF CONCERNS AND COMMENT

General R. Housley shared that one in five people in the state are eligible for a scholarship to attend the 2025 Waste & Wastewater Equipment, Treatment and Transport Show (WWETT) Education Program for free, and Milo has been awarded the scholarship. He also shared that one in six people in Orange County, and 83 statewide, have passed the exam to earn the Certified Special District Manager certification and designation. He will be presented with a plaque and be formally recognized at the annual CSDA conference.

GENERAL COUNSEL CONCERNS AND COMMENTS

None.

CLOSED SESSIONS

None.

CLOSED SESSION: During the course of conducting the business set forth on this agenda as a regular meeting of the Board, the Chair may convene the Board in closed session to consider matters of pending real estate negotiations, pending or potential litigation, or personnel matters, pursuant to Government Code Sections 54956.8, 54956.9, 54957 or 54957.6, as noted.

Reports relating to (a) purchase and sale of property; (b) matters of pending or potential litigation; (c) employment actions or negotiations with employee representatives; or which are exempt from public disclosure under the California Public Records Act, may be reviewed by the Board during a permitted closed session and are not available for public inspection. At such time as the Board takes final action on any of these subjects, the minutes will reflect all required disclosures of information.

ADJOURNMENT

President S. Contreras adjourned the meeting at 7:24 P.M. to the next regular Board Meeting to be held at the District on Tuesday, January 21, 2025 at 5:30 P.M.

Mark Nguyen, Secretary

AGENDA ITEM 7A

Date: January 21, 2025

To: Board of Directors

From: Robert Housley, General Manager

Prepared by: Mariana Sanchez, Accountant

Subject: Receive and File the Register of Demands in the Amount of \$513,245.31

BACKGROUND

The laws of the State of California governing Special Districts provide that the Midway City Sanitary District Board of Directors shall review for approval all payments made by the District.

A Register of Demands is provided at each regular Midway City Sanitary District Board Meeting describing each payment made or to be made by the district during the specified period. The report is designed to communicate fiscal activity based on adopted and approved budget appropriations.

The Treasurer has duly reviewed the demands on the attached register.

FISCAL IMPACT

The total value of demand for this period is \$513,245.31. This includes expenses, payroll, and payroll-related disbursements.

Sufficient funds are available to process all payments.

STAFF RECOMMENDATION

Staff recommends that the Board of Directors review and file the attached Register of Demands.

ATTACHMENTS

1. Disbursement Details for January 21, 2025

Midway City Sanitary District

Accounts Payable Expenditures, Payments, Payroll, and ACH Payment(s) Report

Prepared for Board Meeting held on January 21, 2025

Type	Num	Date	Name	Memo	Paid Amount
Check	16323	01/03/2025	Akeso Occupational Health		
Bill	EM009984	12/20/2024		Physical DOT - Gonzalez, Alejandro	100.00
				Physical DOT - Jimenez, Miguel	100.00
				Physical DOT - Oregel, Rodolfo	100.00
				Drug Screen DOT 5 Panel/Physical DOT - Solano Dennis	150.00
					450.00
Check	16324	01/03/2025	AT&T Mobility (First Net)	Acct # 287347891227	
Bill	287347891227x010425	12/26/2024		Camera#1 - 949.508.8152	59.98
				Camera#2 - 949.508.8431	59.98
				Camera#3 - 949.527.2176	59.98
					179.94
Check	16325	01/03/2025	Bodyworks Equip. Inc.		
Bill	49241	12/17/2024		Tube, 1/2" Arm Top (3), Tube, 1/2" Release Arm, Top RR (3), Tube, arm top (3), Tube, 1/2" Undump...	2,644.68
Bill	49242	12/17/2024		Packer Paddle & Actuator Kit (1)	5,350.42
Bill	49261	12/18/2024		Arm Raise Cylinder (2)	3,257.49
Bill	49276	12/19/2024		Filter Element - 3 Micron (10), Rocker Switch (20)	1,441.66
Bill	49343	12/27/2024		Check & Relief Valve (2), Spring (10), 2" Bearing (6), Tube 1/2" Arm Top (2), Tube 1/2" Release ...	3,670.30
					16,364.55
Check	16326	01/03/2025	Cameron Welding Supply	PO# 28763	
Bill	1680295-00	12/13/2024		Acetylene, Dissolved 2.1 (1), Oxygen, Compressed (1), CO2, Compressed (2), Propane, Liquefied (1...	510.22
					510.22
Check	16327	01/03/2025	Cascade Engineering, Inc.	Sales Order: C441562	
Bill	251004622	12/20/2024		Blue Carts 96 Gal (530)	33,235.90
					33,235.90
Check	16328	01/03/2025	City of Westminster	Project Account: 55036-362302	
Bill	278	12/18/2024		Adjust three MCSD Manhole - Garden Grove St. Improvement Project	1,200.00
					1,200.00
Check	16329	01/03/2025	Clean Energy	Cust # 124470 Order # F5OW1487128	
Bill	CEW12742848	12/20/2024		CNG Callout, reset ESD button	293.57
					293.57
Check	16330	01/03/2025	CRC Cloud	MCSD	
Bill	2103231	01/01/2025		Maintenance & Support Prorated Through 1/13/25	1,048.00
					1,048.00
Check	16331	01/03/2025	Daniels Tire Service		
Bill	200525479	12/18/2024		Restock Recap Tires (6)	1,395.88
Bill	200526000	12/27/2024		Restock Recap Tires (6)	1,511.91
					2,907.79
Check	16332	01/03/2025	Frog Environmental	WDID: 8 30i005637	
Bill	INV-022373	01/01/2025		IGP Storm Water Monitoring 01/01/2025 - 06/30/2025	1,298.00
					1,298.00

Type	Num	Date	Name	Memo	Paid Amount
Check	16333	01/03/2025	Frontier Communications	Acct # 209-188-5155-071808-5	
Bill	MCS D 12/19/2024	12/19/2024		(714)903-1863 Willow Dec-2024	203.24
				(714)903-6154 Westminster Dec-2024	203.24
				(714)903-6274 Hammon Dec-2024	203.24
				(714)897-5136 District Offices Dec-2024	115.98
				(209)188-5155 Late Fee	14.17
					739.87
Check	16334	01/03/2025	Grainger		
Bill	9349552092	12/17/2024		NG-21 Multihead Operator, Red, No Lamp, 22MM (1)	60.02
Bill	9349269416	12/17/2024		Multihead Operator, Red, No Lamp, 22MM (3)	193.55
Bill	9348622763	12/17/2024		Miniature Distribution Block (1)	58.32
Bill	9352857610	12/20/2024		Enclosure Inner Panel (1), Terminal Strip (1)	137.77
Bill	9352857602	12/20/2024		Miniature Distribution Block (1)	58.32
					507.98
Check	16335	01/03/2025	HB Staffing/Cathyjon Enterprises, Inc.		
Bill	4506112	12/12/2024		Project Manager (40.0) 12/02/24 - 12/06/24	2,207.60
				Mileage	8.04
Bill	4510142	12/19/2024		Project Manager (40.0) 12/09/24 - 11/13/24	2,207.60
Bill	4513825	12/26/2024		Engineering Asistant (36.5) 12/16/24-12/20/24	1,438.83
				Project Manager (40.0) 12/16/24-12/20/24	2,207.60
					8,069.67
Check	16336	01/03/2025	Lan Wan Enterprise, Inc.		
Bill	75739	11/20/2024		Professional Service Agreement - Prorated November 2024	1,333.00
Bill	75740	12/01/2024		Professional Service Agreement - December 2024	4,000.00
					5,333.00
Check	16337	01/03/2025	Motion and Flow Control Products, Inc.	PO # 28782 ID#176382	
Bill	9344171	12/30/2024		Parker GC-16 3000psi ISO18752 (50 ft), Parkger GC-12 3000psi ISO18752 (50 ft)	1,722.61
					1,722.61
Check	16338	01/03/2025	NVB Equipment, Inc.		
Bill	SQ18024	12/26/2024		NG-9 Air Conditioning Service & Repair	2,555.01
Bill	SQ18023	12/26/2024		NG-5 Air Conditioning Service & Repair	2,588.45
					5,143.46
Check	16339	01/03/2025	Pitney Bowes Global Financial Services	0015134453	
Bill	3106966390	12/12/2024		Postage Machine 01/10/25 - 04/09/25	255.54
					255.54
Check	16340	01/03/2025	Pre-Paid Legal Services, Inc.	Group #155124	
Bill	155124 122524	12/25/2024		Prepaid Legal Dec-2023	33.90
					33.90
Check	16341	01/03/2025	PumpMan	SRO0007244	
Bill	130000859	12/24/2024		Lift Stations Maintenance (4) 10-12/2024	13,555.00
					13,555.00
Check	16342	01/03/2025	Snap-On Tools	PO# 28769	
Bill	12182496005	12/18/2024		6in Orbital Palm Sander (1), 6in Std Hook and Loop Pad (3), Wrench (1), Video Inspection Scop Ca...	928.13
					928.13

BOARD OF DIRECTORS REGULAR MEETING JANUARY 21, 2025

11

Type	Num	Date	Name	Memo	Paid Amount
Check	16343	01/03/2025	Southern California Edison		
Bill	700884706025 12/24	12/17/2024		Cedarwood 11/18/24 - 12/16/24	6,502.97
Bill	700472251517 121824	12/18/2024		Willow Dec-2024	230.97
				Brookhurst Dec-2024	109.57
				Hammon Dec-2024	606.05
				Westminster Dec-2024	607.06
				Late payment charge	10.03
					8,066.65
Check	16344	01/03/2025	Standard Insurance Company Life	Policy # 00 141873 0003	
Bill	001417830003 01/2025	01/01/2025		January - 2025	678.80
				January - 2025	210.32
				January - 2025	255.76
				January - 2025	520.80
				January - 2025	96.00
					1,761.68
Check	16345	01/03/2025	Staples Business Credit	Acct # 10181543LA	
Bill	7003500537	12/25/2024		Office Supplies Dec-2024	957.84
					957.84
Check	16346	01/03/2025	TEC Of California, Inc.		
Bill	1478682L	12/13/2024		NG-15 Steering (1)	778.40
Bill	1480080L	12/13/2024		Kit, Spark (12), Extension (10), Seal, Rocker (3)	1,226.49
Bill	1480502L	12/19/2024		Air Filter X424 (4), Air Filter X422 (4), Allison Filter (12)	1,349.07
Bill	1481751L	12/26/2024		Steering Wheel (3)	975.89
Bill	1481111L	12/27/2024		NG-13 Radiator (1)	1,651.37
Bill	1482616L	12/31/2024		NG-9 Hose, Plain (1), Stop Screw (3)	60.03
Bill	1482616LX1	01/02/2025		NG-9 Hose, Plain (1)	23.05
					6,064.30
Check	16347	01/03/2025	Underground Service Alert	MCSDDIST	
Bill	1220240450	12/31/2024		Underground Dig Alerts December-2024 (12)	32.20
					32.20
Check	16348	01/03/2025	UniFirst Corporation		
Bill	2190277054	12/20/2024		Dec - 2024	235.60
Bill	2190277055	12/20/2024		Dec - 2024	222.72
Bill	2190277056	12/20/2024		Dec - 2024	59.85
Bill	2190277057	12/20/2024		Dec - 2024	19.05
Bill	2190280368	12/27/2024		Dec - 2024	235.60
Bill	2190280369	12/27/2024		Dec - 2024	83.31
Bill	2190280371	12/27/2024		Dec - 2024	59.85
Bill	2190280372	12/27/2024		Dec - 2024	19.05
					935.03
Check	16349	01/03/2025	VNCR	12/30/24 - 01/13/25	
Bill	2024 / 12-487	12/30/2024		Radio talkshow 20 min (3) 12/30/24 - 01/13/25	2,000.00
					2,000.00
Check Total					\$113,594.83
ACH Payment	3580009	12/23/2024	SoCalGas	Acct # 1938092600 6	
Bill	19380926006 12122024	12/12/2024		Maint. Shop & Wash Rack - Dec 2024	70.39
					70.39
ACH Payment	3580159	12/23/2024	SoCalGas	Acct # 191 709 2605 9	
Bill	19170926059 121224	12/12/2024		District Offices Dec 2024	195.55
					195.55
ACH Payment	FY25M1047	12/25/2024	WEX Health Inc	Customer ID 45927	
Bill	0002070292-IN	11/30/2024		Monthly HRA Admin Fee Nov 2024	30.00
				Monthly HRA Admin Fee Nov - 2024	54.00
					84.00

Type	Num	Date	Name	Memo	Paid Amount
ACH Payment	1002807915	12/30/2024	CalPERS-Retirement	6882866561	
Bill	12/09/24 - 12/22/24	12/22/2024		Earned Period 12/09/24 - 12/22/24	1,983.27
				Earned Period 12/09/24 - 12/22/24	3,527.32
				Earned Period 12/09/24 - 12/22/24	4,398.73
				Earned Period 12/09/24 - 12/22/24	1,570.59
					11,479.91
ACH Payment	1002807916	12/30/2024	CalPERS-Retirement	6882866561	
Bill	12/09/24 - 12/22/24	12/22/2024		Earned Period 12/09/24 - 12/22/24	1,789.82
				Earned Period 12/09/24 - 12/22/24	3,183.27
				Earned Period 12/09/24 - 12/22/24	3,969.67
				Earned Period 12/09/24 - 12/22/24	1,417.39
					10,360.15
ACH Payment	1002807917	12/30/2024	CalPERS-Retirement	6882866561	
Bill	12/09/24 - 12/22/24	12/22/2024		Earned Period 12/09/24 - 12/22/24	130.63
				Earned Period 12/09/24 - 12/22/24	232.33
				Earned Period 12/09/24 - 12/22/24	289.72
				Earned Period 12/09/24 - 12/22/24	103.45
					756.13
ACH Payment		12/31/2024		Funds Transfer 457(b) Salary Reduction	
				Funds Transfer 457(b) Salary Reduction	4,302.59
					4,302.59
ACH Payment		12/31/2024		Funds Transfer 457(b) Roth	
				Funds Transfer 457(b) Roth	2,012.35
					2,012.35
ACH Payment	1002810506	01/03/2025	CalPERS - Health Benefits	6882866561	
Bill	17773374	01/01/2025		2025_01	7,756.75
					7,756.75
ACH Payment	1002810504	01/03/2025	CalPERS - Health Benefits	6882866561	
Bill	17773373	01/01/2025		2025_01	11,139.39
				2025_01	26,927.53
				2025_01	17,563.13
				2025_01	8,592.75
				2025_01	3,672.45
				2025_01	7,158.77
				2025_01	7,886.64
				2025_01	584.70
					83,525.36
ACH Payment		01/06/2025		Funds Transfer 457(b) OBRA-PST	
				Funds Transfer 457(b) OBRA-PST	1,071.00
					1,071.00
ACH Payment	1002815706	01/08/2025	CalPERS-Retirement	6882866561	
Bill	12/23/24 - 01/05/25	01/05/2025		Earned Period 12/23/24 - 01/05/25	1,971.68
				Earned Period 12/23/24 - 01/05/25	3,573.77
				Earned Period 12/23/24 - 01/05/25	4,373.04
				Earned Period 12/23/24 - 01/05/25	1,561.42
					11,479.91
ACH Payment	1002815707	01/08/2025	CalPERS-Retirement	6882866561	
Bill	12/23/24 - 01/05/25	01/05/2025		Earned Period 12/23/24 - 01/05/25	1,802.17
				Earned Period 12/23/24 - 01/05/25	3,266.49
				Earned Period 12/23/24 - 01/05/25	3,997.05
				Earned Period 12/23/24 - 01/05/25	1,427.17
					10,492.88
ACH Payment	1002815708	01/08/2025	CalPERS-Retirement	6882866561	
Bill	12/23/24 - 01/05/25	01/05/2025		Earned Period 12/23/24 - 01/05/25	129.87
				Earned Period 12/23/24 - 01/05/25	235.39
				Earned Period 12/23/24 - 01/05/25	288.03
				Earned Period 12/23/24 - 01/05/25	102.84
					756.13
ACH Payment		01/10/2025		Funds Transfer 457(b) Salary Reduction	
				Funds Transfer 457(b) Salary Reduction	5,669.68
					5,669.68
ACH Payment		01/10/2025		Funds Transfer 457(b) Roth	
				Funds Transfer 457(b) Roth	2,418.05
					2,418.05

Type	Num	Date	Name	Memo	Paid Amount
ACH Payments Total					\$152,080.89
Payroll		12/24/2025		Employee Payroll	109,854.96
Payroll		01/03/2025		Board Payroll	8,287.33
Payroll		01/08/2025		Employee Payroll	129,427.30
Payroll Total					\$247,569.59
Total Disbursements					\$513,245.31

Type	Num	Date	Name	Memo	Paid Amount
Transfers					
Transfer		12/23/2024		Funds Transfer - To Cover 12/24/24 Payroll & Balance of CY2024	
				Funds Transfer - To Cover 12/24/24 Payroll & Balance of CY2024	250,000.00
					250,000.00
Transfer		01/07/2025		Funds Transfer - To Cover Payroll & Other Operating Activities	
				Funds Transfer - To Cover Payroll & Other Operating Activities	250,000.00
					250,000.00
Transfers Total					\$500,000.00

AGENDA ITEM 7B

Date: January 21, 2025

To: Board of Directors

From: Robert Housley, General Manager

Prepared by: Gordon Copley, Director of Finance

Subject: Approve and File the Treasurer’s Investment Report for December 2024

BACKGROUND

Midway City Sanitary District’s investment policy requires a monthly investment report, which includes all financial investments of the district and provides information on the investment type, value, and yield available for all investments. The report also provides the Board of Directors with an update on the balances of the District’s various funds.

Per the State Government Code 53600 et seq., and the Midway City Sanitary District’s (District) Investment Policy, the District may invest up to a maximum percentage of the entire portfolio funds in authorized financial investments.

The following table shows a summary of the District’s authorized financial investments, the yield available as of the preparation of this report, the book and market value of the District’s funds, the percentage of the District’s pooled funds that are invested in each financial investment, and the maximum percentage (or dollar limit), allowable per the State Government Code and the District’s investment policy.

MCSD’s total invested cash as of December 31, 2024, is \$55,911,849.57

INVESTMENT	TYPE OF INVESTMENT	MATURITY DATE	YIELD	BOOK VALUE AS OF 12/31/2024	MARKET VALUE AS OF 12/31/2024	% OF PORTFOLIO	MAXIMUM PERCENTAGE OF PORTFOLIO
FDIC Insured Accounts							
US Bank Interest Checking	Checking	Liquid	0.051%	\$ 438,188.48	\$ 438,188.48	0.78%	None
US Bank Money Market	Money Market	Liquid	0.051%	\$ 5,037,632.39	\$ 5,037,632.39	9.01%	20%
Certificate of Deposits	CD	-	-	\$ -	\$ -	0.00%	30%
Total FDIC Insured Accounts				\$ 5,475,820.87	\$ 5,475,820.87	9.79%	
LAIF							
California CLASS (Prime Fund)	Pool	Liquid	4.430%	\$ 46,898,049.79	\$ 46,898,049.79	83.88%	\$75 million
CalTRUST (Medium Term Fund)	Pool/Bond Fund	Liquid	4.380%	\$ 2,074,679.51	\$ 2,074,679.51	3.71%	30%
U.S. Treasury Securities	US Securities	-	-	\$ -	\$ -	0.00%	None
TOTAL investments				\$ 55,980,900.65	\$ 55,911,849.57	100.00%	

FISCAL IMPACT

There is no fiscal impact associated with the approval of this informational report.

STAFF RECOMMENDATION

Staff recommends that the Board of Directors approve and file the Treasurer's Investment Report.

ATTACHMENTS

1. Treasurer's Investment Report

MIDWAY CITY SANITARY DISTRICT
District Investment Activities
11/30/2024

	Operating Fund <u>1040.10</u>	Midway City <u>1040.20</u>	Buildings Equipment & Facilities <u>1040.20</u>	Lift Stations & Sewer Lines <u>1040.40</u>	CNG Station & Fueling Facilities <u>1040.50</u>	Vehicle Replacement <u>1040.50</u>	Total LAIF Account No. <u>7030-005</u>	CA CLASS Prime Fund <u>#1050.00</u>	CalTRUST Medium-Term <u>#114.00</u>
Ending Balance, 11.31.2024	\$ 5,665,474.96	\$ 2,167,375.40	\$ 3,029,571.12	\$ 31,678,111.45	\$ 2,070,486.69	\$ 2,287,030.17	\$ 46,898,049.79	\$ 2,066,561.50	\$ 1,467,778.88
Investment Income (LAIF, CalTRUST, CA CLASS)							\$ -	\$ 8,118.01	\$ 5,365.69
Market Value Capital Gain/(Loss)							\$ -		\$ (4,479.48)
Transfer from LAIF to US Bank							\$ -		
Transfer from US Bank to LAIF							\$ -		
Transfers LAIF to LAIF	\$ 84,064.58		\$ (10,733.99)			\$ (73,330.59)	\$ -		
Transfers US Bank to California CLASS								\$ -	
Transfers California CLASS to US Bank								\$ -	
Transfer CalTRUST to/from US Bank									\$ (5,365.69)
Ending Balance, 12.30.2024	<u>\$ 5,749,539.54</u>	<u>\$ 2,167,375.40</u>	<u>\$ 3,018,837.13</u>	<u>\$ 31,678,111.45</u>	<u>\$ 2,070,486.69</u>	<u>\$ 2,213,699.58</u>	<u>\$ 46,898,049.79</u>	<u>\$ 2,074,679.51</u>	<u>\$ 1,463,299.40</u>

TOTAL LAIF, U.S. SECURITIES, CA CLASS, CalTRUST & INTEREST RECEIVABLE	\$ 50,436,028.70
ADD: US BANK	
a. Checking (158301509028)	\$ 438,188.48
b. Money Market (158200156913)	<u>\$ 5,037,632.39</u>
TOTAL DISTRICT CASH ON HAND	<u>\$ 55,911,849.57</u>

CERTIFICATION

I certify that (1) all investment actions executed since the last report have been made in full compliance with the District's Investment Policy and, (2) the District will meet its expenditure obligations for the next six months as required by California Government Code Sections 53646(b)(2) and (3), respectively.

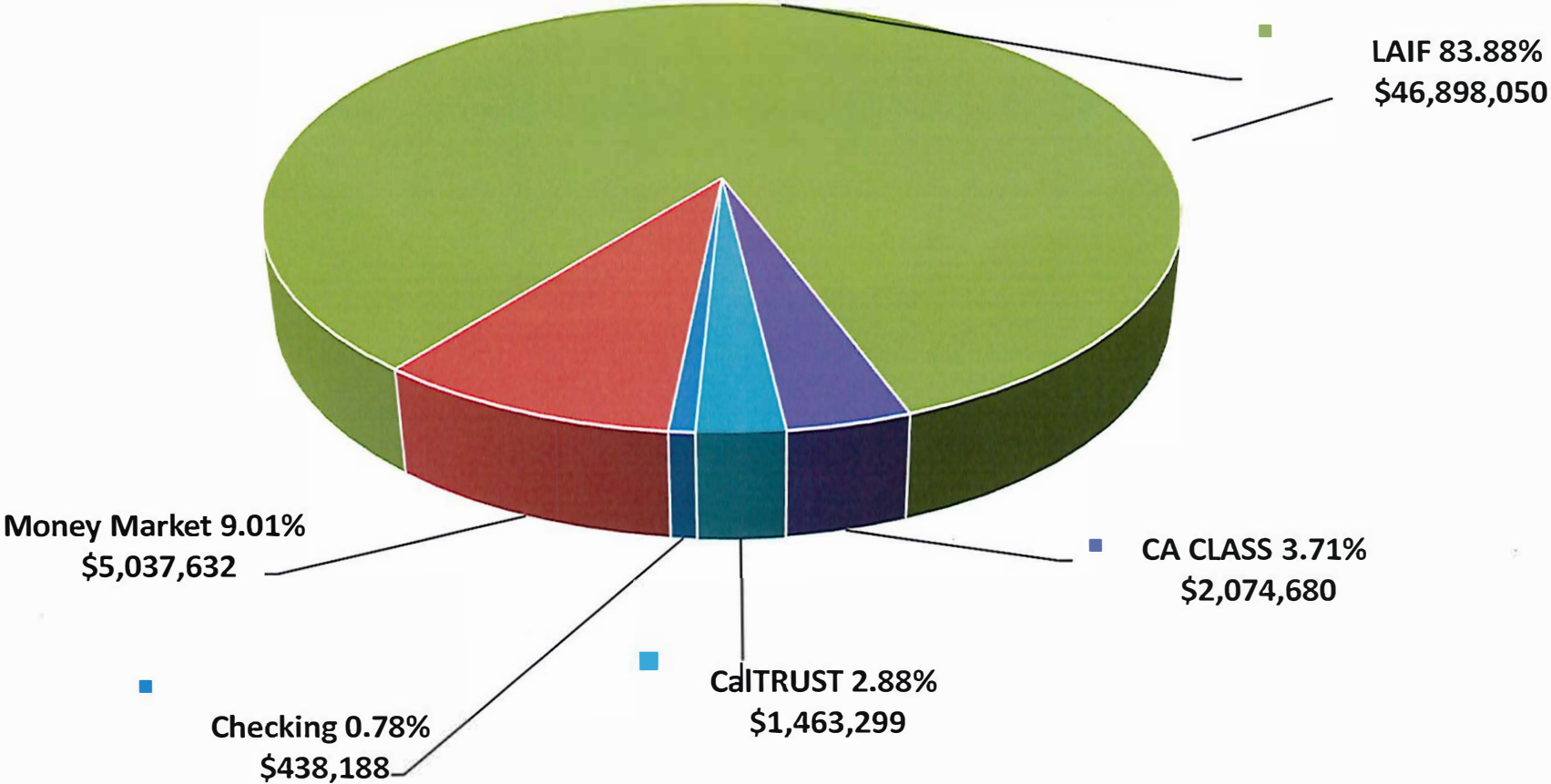

 Prepared & Submitted by
 Gordon Copley, Director of Finance

1/10/2025
 Date


 Andrew Nguyen, Board Treasurer

Dated

MCS D Portfolio as of 12.31.2024



California State Treasurer
Fiona Ma, CPA



Local Agency Investment Fund
P.O. Box 942809
Sacramento, CA 94209-0001
(916) 653-3001

January 10, 2025

[LAIF Home](#)
[PMIA Average Monthly Yields](#)

MIDWAY CITY SANITARY DISTRICT

GENERAL MANAGER
14451 CEDARWOOD STREET
WESTMINSTER, CA 92683

[Tran Type Definitions](#)

Account Number: 70-30-005

December 2024 Statement

Account Summary

Total Deposit:	0.00	Beginning Balance:	46,898,049.79
Total Withdrawal:	0.00	Ending Balance:	46,898,049.79



Home ->> PMIA ->> PMIA Average Monthly Effective Yields



LOCAL AGENCY INVESTMENT FUND

PMIA Average Monthly Effective Yields

	Jan	Feb	Mar	Apr	May	Jun	Jul	Aug	Sep	Oct	Nov	Dec
1977	5.770	5.660	5.660	5.650	5.760	5.850	5.930	6.050	6.090	6.090	6.610	6.730
1978	6.920	7.050	7.140	7.270	7.386	7.569	7.652	7.821	7.871	8.110	8.286	8.769
1979	8.777	8.904	8.820	9.082	9.046	9.224	9.202	9.528	9.259	9.814	10.223	10.218
1980	10.980	11.251	11.490	11.480	12.017	11.798	10.206	9.870	9.945	10.056	10.426	10.961
1981	10.987	11.686	11.130	11.475	12.179	11.442	12.346	12.844	12.059	12.397	11.887	11.484
1982	11.683	12.044	11.835	11.773	12.270	11.994	12.235	11.909	11.151	11.111	10.704	10.401
1983	10.251	9.887	9.688	9.868	9.527	9.600	9.879	10.076	10.202	10.182	10.164	10.227
1984	10.312	10.280	10.382	10.594	10.843	11.119	11.355	11.557	11.597	11.681	11.474	11.024
1985	10.579	10.289	10.118	10.025	10.180	9.743	9.656	9.417	9.572	9.482	9.488	9.371
1986	9.252	9.090	8.958	8.621	8.369	8.225	8.141	7.844	7.512	7.586	7.432	7.439
1987	7.365	7.157	7.205	7.044	7.294	7.289	7.464	7.562	7.712	7.825	8.121	8.071
1988	8.078	8.050	7.945	7.940	7.815	7.929	8.089	8.245	8.341	8.397	8.467	8.563
1989	8.698	8.770	8.870	8.992	9.227	9.204	9.056	8.833	8.801	8.771	8.685	8.645
1990	8.571	8.538	8.506	8.497	8.531	8.538	8.517	8.382	8.333	8.321	8.269	8.279
1991	8.164	8.002	7.775	7.666	7.374	7.169	7.098	7.072	6.859	6.719	6.591	6.318
1992	6.122	5.863	5.680	5.692	5.379	5.323	5.235	4.958	4.760	4.730	4.659	4.647
1993	4.678	4.649	4.624	4.605	4.427	4.554	4.438	4.472	4.430	4.380	4.365	4.384
1994	4.359	4.176	4.248	4.333	4.434	4.623	4.823	4.989	5.106	5.243	5.380	5.528
1995	5.612	5.779	5.934	5.960	6.008	5.997	5.972	5.910	5.832	5.784	5.805	5.748
1996	5.698	5.643	5.557	5.538	5.502	5.548	5.587	5.566	5.601	5.601	5.599	5.574
1997	5.583	5.575	5.580	5.612	5.634	5.667	5.679	5.690	5.707	5.705	5.715	5.744
1998	5.742	5.720	5.680	5.672	5.673	5.671	5.652	5.652	5.639	5.557	5.492	5.374
1999	5.265	5.210	5.136	5.119	5.086	5.095	5.178	5.225	5.274	5.391	5.484	5.639
2000	5.760	5.824	5.851	6.014	6.190	6.349	6.443	6.505	6.502	6.517	6.538	6.535
2001	6.372	6.169	5.976	5.760	5.328	4.958	4.635	4.502	4.288	3.785	3.526	3.261
2002	3.068	2.967	2.861	2.845	2.740	2.687	2.714	2.594	2.604	2.487	2.301	2.201
2003	2.103	1.945	1.904	1.858	1.769	1.697	1.653	1.632	1.635	1.596	1.572	1.545
2004	1.528	1.440	1.474	1.445	1.426	1.469	1.604	1.672	1.771	1.890	2.003	2.134
2005	2.264	2.368	2.542	2.724	2.856	2.967	3.083	3.179	3.324	3.458	3.636	3.808
2006	3.955	4.043	4.142	4.305	4.563	4.700	4.849	4.946	5.023	5.098	5.125	5.129
2007	5.156	5.181	5.214	5.222	5.248	5.250	5.255	5.253	5.231	5.137	4.962	4.801
2008	4.620	4.161	3.777	3.400	3.072	2.894	2.787	2.779	2.774	2.709	2.568	2.353
2009	2.046	1.869	1.822	1.607	1.530	1.377	1.035	0.925	0.750	0.646	0.611	0.569
2010	0.558	0.577	0.547	0.588	0.560	0.528	0.531	0.513	0.500	0.480	0.454	0.462
2011	0.538	0.512	0.500	0.588	0.413	0.448	0.381	0.408	0.378	0.385	0.401	0.382
2012	0.385	0.389	0.383	0.367	0.363	0.358	0.363	0.377	0.348	0.340	0.324	0.326
2013	0.300	0.286	0.285	0.264	0.245	0.244	0.267	0.271	0.257	0.266	0.263	0.264
2014	0.244	0.236	0.236	0.233	0.228	0.228	0.244	0.260	0.246	0.261	0.261	0.267
2015	0.262	0.266	0.278	0.283	0.290	0.299	0.320	0.330	0.337	0.357	0.374	0.400
2016	0.446	0.467	0.506	0.525	0.552	0.576	0.588	0.614	0.634	0.654	0.678	0.719
2017	0.751	0.777	0.821	0.884	0.925	0.978	1.051	1.084	1.111	1.143	1.172	1.239
2018	1.350	1.412	1.524	1.661	1.755	1.854	1.944	1.998	2.063	2.144	2.208	2.291
2019	2.354	2.392	2.436	2.494	2.549	2.621	2.671	2.721	2.780	2.819	2.103	2.043
2020	1.967	1.912	1.787	1.648	1.363	1.217	0.920	0.784	0.685	0.620	0.576	0.540

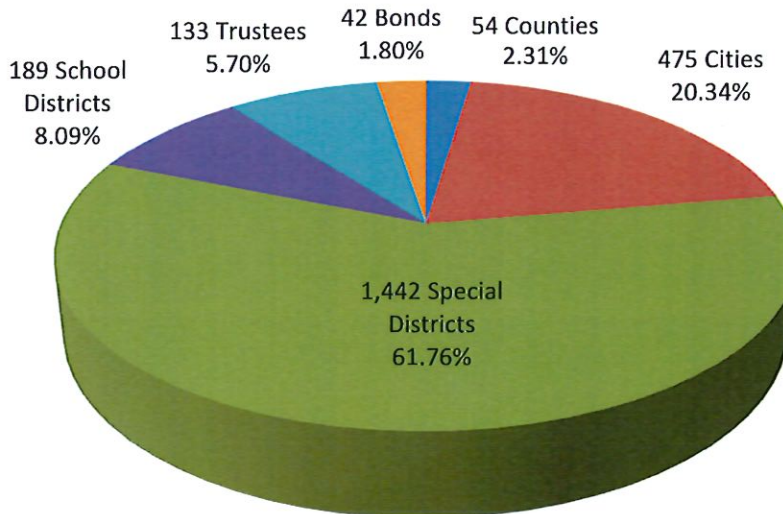
	Jan	Feb	Mar	Apr	May	Jun	Jul	Aug	Sep	Oct	Nov	Dec
2021	0.458	0.407	0.357	0.339	0.315	0.262	0.221	0.221	0.206	0.203	0.203	0.212
2022	0.234	0.278	0.365	0.523	0.684	0.861	1.090	1.276	1.513	1.772	2.007	2.173
2023	2.425	2.624	2.831	2.870	2.993	3.167	3.305*	3.434	3.534	3.670	3.843	3.929
2024	4.012	4.122	4.232	4.272	4.332	4.480	4.516	4.579	4.575	4.518	4.477	4.434

* Revised

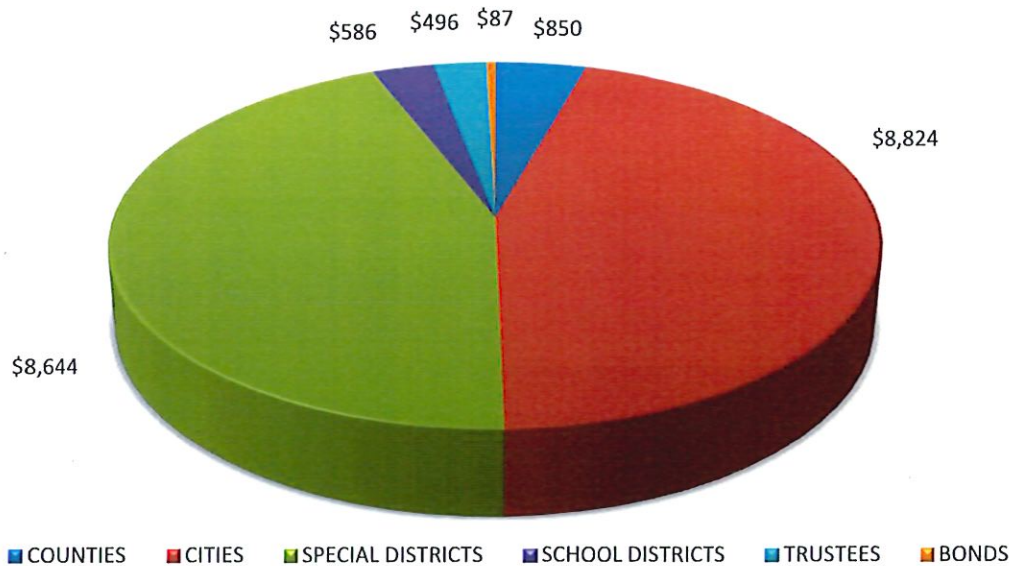
LAIF STATISTICS AS OF 11/30/24

	Balance By Type	Participation	% of Fund
54 COUNTIES	849,859,450.91	2.31%	4.36%
475 CITIES	8,823,508,670.49	20.34%	45.28%
1,442 SPECIAL DISTRICTS	8,644,064,625.61	61.76%	44.36%
189 SCHOOL DISTRICTS	586,270,076.16	8.09%	3.01%
133 TRUSTEES	495,659,321.04	5.70%	2.54%
42 BONDS	87,274,629.23	1.80%	0.45%
2,335 Fund Balance:	\$19,486,636,773.44	100.00%	100.00%

Participation:



Balance by Type (dollars in millions):



Percentages may not total 100% due to rounding.



Summary Statement

December 31, 2024

Page 1 of 4

Investor ID: CA-01-0164

0000154-0000619 PDF 730830

Midway City Sanitary District
14451 Cedarwood Street
Westminster, CA 92708

California CLASS

California CLASS

Average Monthly Yield: 4.6385%

		Beginning Balance	Contributions	Withdrawals	Income Earned	Income Earned YTD	Average Daily Balance	Month End Balance
CA-01-0164-0001	Operating Funds	1,789,122.51	277,438.99	0.00	7,760.14	67,224.65	1,977,315.38	2,074,321.64
CA-01-0164-0002	CalRecycle SB 1383 Grant Funds	277,438.99	0.00	277,438.99	357.87	7,454.86	89,507.99	357.87
TOTAL		2,066,561.50	277,438.99	277,438.99	8,118.01	74,679.51	2,066,823.37	2,074,679.51

Tel: (877) 930-5213

www.californiaclass.com



Account Statement

December 31, 2024

Page 3 of 4

Account Number: CA-01-0164-0002

CalRecycle SB 1383 Grant Funds

Account Summary

Average Monthly Yield: 4.6385%

	Beginning Balance	Contributions	Withdrawals	Income Earned	Income Earned YTD	Average Daily Balance	Month End Balance
California CLASS	277,438.99	0.00	277,438.99	357.87	7,454.86	89,507.99	357.87

Transaction Activity

Transaction Date	Transaction Description	Contributions	Withdrawals	Balance	Transaction Number
12/01/2024	Beginning Balance			277,438.99	
12/11/2024	Transfer Out to CA-01-0164-0001		277,438.99		7993
12/31/2024	Income Dividend Reinvestment	357.87			
12/31/2024	Ending Balance			357.87	

Fund Info Detail

CACCLASS
As Of Date: 01/09/2025

NAV **\$1.00**

Shares:	1,659,871,371.370
Fund Balance:	\$1,659,879,803.52
Dividend Rate:	0.000119996058
Current Yield:	N/A
Daily Yield:	4.3799%
7-Day Yield:	4.4471%
30-Day Yield:	4.5492%

CLOSE



CalTRUST
 PO Box 2709
 Granite Bay, CA 95746
 www.caltrust.org
 Email: admin@caltrust.org
 Fax: 402-963-9094
 Phone: 833-CALTRUST (225-8787)

Investment Account Summary

12/01/2024 through 12/31/2024

SUMMARY OF INVESTMENTS

Fund	Account Number	Total Shares Owned	Net Asset Value per Share on Dec 31 (\$)	Value on Dec 31 (\$)	Average Cost Amount (\$)	Cumulative Change in Value (\$)
MIDWAY CITY SANITARY DISTRICT	20100007910					
CalTRUST Medium Term Fund	20100007910	149,316.265	9.80	1,463,299.40	1,532,350.47	(69,051.07)
Portfolios Total value as of 12/31/2024				1,463,299.40		

DETAIL OF TRANSACTION ACTIVITY

Activity Description	Activity Date	Amount (\$)	Amount in Shares	Balance in Shares	Price per Share (\$)	Balance (\$)	Average Cost Amt (\$)	Realized Gain/(Loss) (\$)
CalTRUST Medium Term Fund		MIDWAY CITY SANITARY DISTRICT			Account Number: 20100007910			
Beginning Balance	12/01/2024			149,316.265	9.83	1,467,778.88		
Accrual Income Div Cash	12/31/2024	5,365.69	0.000	149,316.265	9.80	1,463,299.40	0.00	0.00
Change in Value						(4,479.48)		
Closing Balance as of	Dec 31			149,316.265	9.80	1,463,299.40		

Please note that this information should not be construed as tax advice and it is recommended that you consult with a tax professional regarding your account.



	CalTRUST Medium Term	BofAML 1-3 Corp & Gov't, A Rated and Above		CalTRUST Medium Term Net Total Return	CalTRUST Medium Term Yield	BofAML 1-3 Corp & Gov't, A Rated and Above
Net Assets	\$1,240,489,000.45	N/A	One Month	0.06%	0.35%	0.23%
NAV per Share	\$9.80	N/A	Three Month	-0.36%	1.05%	0.02%
30 Day SEC Yield	4.24%	N/A	Six Month	2.79%	2.13%	2.96%
Distribution Yield	4.18%	N/A	One Year*	4.02%	4.20%	4.47%
Period Net Total Return	0.06%	0.23%	Two Year*	4.35%	3.86%	4.57%
Effective Duration	2.11 yrs	N/A	Three Year*	1.69%	3.01%	1.71%
Average Maturity	2.33 yrs	N/A	Five Year*	1.56%	2.15%	1.61%
Weighted Average Life	2.29 yrs	N/A	Ten Year*	1.55%	1.82%	1.65%
			Since Inception*	1.98%	2.07%	2.27%

*Annualized

Portfolio Sector Breakdown

- ABS - 10.17%
- Government Related - 7.32%
- Investment Grade Corporates - 20.36%
- Municipal Securities - 1.06%
- STIF Funds - 0.74%
- Treasuries - 60.34%

Rated AA-f by S&P Global Ratings

**Midway City Sanitary District
CalTRUST Summary**

CalTRUST - Medium-Term Fund

	Investment + '+'	Dividends '+'	Distribution of Dividend (-)	Capital Gain or Loss (-)	Balance
Investment May-2020	\$ 750,000.00	432.90		1,460.57	\$ 751,893.47
June-2020		857.56		730.70	\$ 753,481.73
July-2020		765.26		731.54	\$ 754,978.53
August-2020		745.40		-	\$ 755,723.93
September-2020		677.57		(733.01)	\$ 755,668.49
October-2020		621.72		(733.66)	\$ 755,556.55
November-2020		476.58		-	\$ 756,033.13
December-2020		439.21			\$ 756,472.34
January-2021		387.68			\$ 756,860.02
February-2021		342.73		(1,471.06)	\$ 755,731.69
March-2021		354.98		(735.87)	\$ 755,350.80
April-2021		251.06			\$ 755,601.86
May-2021	\$ 750,000.00	316.74		736.45	\$ 1,506,655.05
June-2021		473.98		(1,467.04)	\$ 1,505,661.99
July-2021		415.67		1,467.51	\$ 1,507,545.17
August-2021		390.03		0.01	\$ 1,507,935.21
September-2021		370.72		(1,468.29)	\$ 1,506,837.64
October-2021		396.41		(5,874.61)	\$ 1,501,359.44
November-2021		461.36		(1,469.04)	\$ 1,500,351.76
December-2021		516.64		(2,938.98)	\$ 1,497,929.42
January-2022		598.08		(10,289.99)	\$ 1,488,237.51
February-2022		610.05		(7,352.96)	\$ 1,481,494.60
March-2022		836.34		(20,596.74)	\$ 1,461,734.20
April-2022		1,028.38		(8,832.23)	\$ 1,453,930.35
May-2022		1,290.86		5,892.32	\$ 1,461,113.53
June-2022		1,354.72		(8,846.29)	\$ 1,453,621.96
July-2022		1,518.86		5,903.03	\$ 1,461,043.85
August-2022		1,986.06		(11,818.35)	\$ 1,451,211.56
September-2022		2,166.97		(20,710.46)	\$ 1,432,668.07
October-2022		2,438.11		(4,444.68)	\$ 1,430,661.50
November-2022		2,709.46		8,904.53	\$ 1,442,275.49
December-2022		2,890.90		1,486.88	\$ 1,446,653.27
January-2023		3,227.48		8,939.16	\$ 1,458,819.91
February-2023		3,447.06	(3,447.06)	(13,438.46)	\$ 1,445,381.45
March-2023		4,147.17	(4,147.17)	14,931.62	\$ 1,460,313.07
April-2023		3,791.32	(3,791.32)	1,493.16	\$ 1,461,806.23
May-2023		4,482.39	(4,482.39)	(7,465.81)	\$ 1,454,340.42
June-2023		4,090.56	(4,090.56)	(8,958.97)	\$ 1,445,381.45
July-2023		4,246.18	(4,246.18)	1,493.16	\$ 1,446,874.61
August-2023		4,455.68	(4,455.68)	-	\$ 1,446,874.61
September-2023		4,286.72	(4,286.72)	(7,465.82)	\$ 1,439,408.79
October-2023		4,795.72	(4,795.72)	(1,493.16)	\$ 1,437,915.63
November-2023		4,603.47	(4,603.47)	14,931.63	\$ 1,452,847.26
December-2023		4,484.90	(4,484.90)	13,438.46	\$ 1,466,285.72
January-2024		5,122.63	(5,122.63)	-	\$ 1,466,285.72
February-2024		4,548.47	(4,548.47)	(10,452.14)	\$ 1,455,833.58
March-2024		4,411.96	(4,411.96)	1,493.17	\$ 1,457,326.75
April-2024		5,220.49	(5,220.49)	(11,945.30)	\$ 1,445,381.45
May-2024		5,169.07	(5,169.07)	4,479.48	\$ 1,449,860.93
June-2024		4,750.35	(4,750.35)	4,479.49	\$ 1,454,340.42
July-2024		5,625.28	(5,625.28)	11,945.30	\$ 1,466,285.72
August-2024		5,081.59	(5,081.59)	10,452.14	\$ 1,476,737.86
September-2024		5,221.50	(5,221.50)	7,465.81	\$ 1,484,203.67
October-2024		5,247.57	(5,247.57)	(16,424.79)	\$ 1,467,778.88
November-2024		4,915.90	(4,915.90)	-	\$ 1,467,778.88
December-2024		5,365.69	(5,365.69)	(4,479.48)	\$ 1,463,299.40

\$ 1,500,000.00 \$ 139,862.14 \$ (107,511.67) \$ (69,051.07) \$ 1,463,299.40

AGENDA ITEM 7C

Date: January 21, 2025
To: Board of Directors
From: Gordon Copley, Director of Finance
Subject: Approve Budget Calendar for Fiscal Year 2025-2026 (July 1, 2025 through June 30, 2026)

BACKGROUND

As part of the annual budget development process, the Board of Directors reviews the budget calendar and schedules a series of workshop/study sessions ultimately resulting in a budget adoption.

The workshop/study sessions allow the Board of Directors and the public an opportunity to hear staff’s preliminary outlook for the upcoming budget and more importantly to voice priorities, goals and objectives.

Then the goals and objectives are translated into a final budget document that is put before the Board in June for adoption.

The following budget calendar is presented in reference to the preparation of the fiscal year 2025-2026 budget:

Date:	Topic:
February 18, 2025	Budget Calendar Approved by the Board of Directors
February / March	General Manager, Director of Finance / Department Head Meetings
April TBD	Public Budget Workshop / Study Session
June 17, 2025	Public Hearing & Adoption of Budget

FISCAL IMPACT

No fiscal impact to approve the budget calendar.

STAFF RECOMMENDATION

Staff recommends that the Board of Directors approve the budget calendar for fiscal year 2025-2026.

ATTACHMENT

None.

AGENDA ITEM 7D

Date: January 21, 2025

To: Board of Directors

From: Robert Housley, General Manager

Prepared by: Ashley Davies, Director of Services and Program Development

Subject: Approve the January 15, 2025 Legislative and Public Affairs Outreach Subcommittee Recommendations

BACKGROUND

At the April 5, 2022 meeting the Board approved the formation of a standing Outreach Committee. The Outreach Committee usually meets once a month to plan and discuss upcoming outreach activities. At the December 3, 2024 Board Meeting, the Board of Directors approved the renaming of the Outreach Committee Meeting to become the Legislative and Public Affairs Outreach Subcommittee, broadening the scope of the subcommittee to include both legislative and community outreach.

DISCUSSION

The Legislative and Public Affairs Outreach Subcommittee met on January 15, 2025 and their recommendations are as follows:

1. The Subcommittee recommends that the District participate in up to 11 radio programs, not to exceed \$2,000 per visit for the remainder of the fiscal year.
2. The Subcommittee recommends rotating radio programs between Vietlink, Radio Bolsa, Little Saigon, and VNCR.
3. The Subcommittee recommends staff explore Public Service Announcements opportunities through radio stations for upcoming events and important information related to the District

FISCAL IMPACT

The potential fiscal impact of the Outreach Committee’s recommendations are as follows:

- Radio Outreach \$22,000

STAFF RECOMMENDATION

Staff recommends that the Board of Directors approve the Legislative and Public Affairs Outreach Subcommittee’s recommendations as presented.

ATTACHMENTS

None.

AGENDA ITEM 7E

Date: January 21, 2025
To: Board of Directors
From: Robert Housley, General Manager
Prepared by: Robert Housley, General Manager
Subject: Approve General Manager, Robert Housley’s, Vacation Request for June 23, 2025, through July 11, 2025, for a total of Fifteen (15) Days and Approve Acting Pay for Director of Services & Program Development, Ashley Davies for Fifteen (15) Days

BACKGROUND

The Midway City Sanitary District has a policy Resolution No. 2014-05 that provides for acting pay salary adjustments. Pursuant to District policy, the Board of Directors is to approve Acting Pay when an incumbent is absent.

DISCUSSION

General Manager, Robert Housley is eligible for a total of fifteen (15) days of vacation beginning on June 23, 2025, through July 11, 2025. While the GM is out on vacation, Director of Services & Program Development, Ashley Davies will assume the duties of General manager.

FISCAL IMPACT

The potential fiscal impact is approximately \$4,939.

STAFF RECOMMENDATION

Staff recommends that the Board of Directors approve the General Manager, Robert Housley’s vacation request and acting pay for Director of Services & Program Development, Ashley Davies.

ATTACHMENTS

1. Resolution No. 2014-05 Policy for Acting Pay Salary Adjustments

1
2
3
4
5
6
7
8
9
10
11
12
13
14
15
16
17
18
19
20
21
22
23
24
25
26
27
28

RESOLUTION NO. 2014-05

**A RESOLUTION OF THE BOARD OF DIRECTORS OF THE
MIDWAY CITY SANITARY DISTRICT OF ORANGE
COUNTY, CALIFORNIA, APPROVING A POLICY FOR
ACTING PAY SALARY ADJUSTMENTS FOR
UNREPRESENTED EMPLOYEES**

THE BOARD OF DIRECTORS OF THE MIDWAY CITY SANITARY DISTRICT FINDS
AND DETERMINES AS FOLLOWS:

A. On occasion, circumstances may arise in which an unrepresented employee of the Midway City Sanitary District ("District") is requested to and agrees to perform, on an interim basis, the duties and responsibilities of another District employee of a higher pay class or grade while that other District employee is on an extended leave or while such position is vacant;

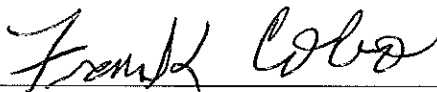
B. In such circumstances, the Board of Directors may determine that the unrepresented employee who assumes such duties and responsibilities should receive an interim salary adjustment for the period of time that such duties and responsibilities are performed; and

C. The Board of Directors believes that the District should have a policy in place to establish the circumstances in which such interim salary adjustments may be implemented.

BE IT RESOLVED BY THE BOARD OF DIRECTORS OF THE MIDWAY CITY
SANITARY DISTRICT AS FOLLOWS:


1. The Policy For Acting Pay Salary Adjustments attached hereto as Exhibit A is approved.

PASSED AND ADOPTED, at a regular meeting of the Board of Directors of Midway City Sanitary District of Orange County, California, held this 6th day of May 2014.



Frank Cobo, President

ATTEST:



Al P. Krippner, Secretary

CERTIFICATION

I, Al P. Krippner, Secretary of the Midway City Sanitary District of Orange County, California, do hereby certify that the foregoing Resolution No. 2014-05 was duly adopted at a regular meeting of the Board of Directors of said District, held on the 6th day of May 2014, by the following vote of the members of the Board:


AYES: Cobo, Neugebauer, Rice

NOES: Krippner

ABSTAIN: Diep

ABSENT:

and I further certify that Frank Cobo, as President and Al P. Krippner, as Secretary, signed and approved said Resolution on the 6th day of May 2014.



Al P. Krippner, Secretary

(District Seal)


1
2
3
4
5
6
7
8
9
10
11
12
13
14
15
16
17
18
19
20
21
22
23
24
25
26
27
28

1
2
3
4
5
6
7
8
9
10
11
12
13
14
15
16
17
18
19
20
21
22
23
24
25
26
27
28

STATE OF CALIFORNIA)
) §§
COUNTY OF ORANGE)

I, Al P. Krippner, Secretary of Midway City Sanitary District of Orange County, California, do hereby certify that the foregoing is a full, true and correct copy of Resolution No. 2014-05 passed and adopted by the Board of Directors of said District at a regular meeting thereof held on the 6th day of May 2014.

IN WITNESS WHEREOF, I have hereunto set my hand and affixed my official Seal of said District this 6th day of May 2014.



Al P. Krippner, Secretary

(District Seal)

MIDWAY CITY SANITARY DISTRICT

Policy For Acting Pay Salary Adjustments

(Applicable To Unrepresented Employees Only)

I. PURPOSE AND SCOPE

The purpose of this policy is to outline the circumstances under which an unrepresented employee may be provided with an interim salary adjustment for work performed at a higher employment grade level during the absence of an incumbent, and to establish procedures for granting such a salary adjustment.

Acting Pay compensation may only be provided to a full-time unrepresented employee who assumes the duties and responsibilities, on an interim basis, for an employment position with a higher pay grade while retaining the duties and responsibilities associated with his/her own position.

For purposes of this policy, and unless otherwise directed by the Board of Directors, the term "Acting Pay" shall mean salary compensation at the then existing salary of the incumbent, in substitution for the employee's then existing salary. No other salary or compensation benefits shall be included within the meaning of "Acting Pay".

II. APPLICABILITY

1. Acting Pay may be provided to an unrepresented employee under the following conditions:
 - a. The employee is performing the duties and responsibilities of an employment position of a higher pay class or grade while retaining the duties associated with the employee's own existing employment position;
 - b. The incumbent of the higher level position is on extended leave or the position is vacant;
 - c. The absence of the incumbent of the higher level position or the vacancy is expected to continue for a minimum of five (5) consecutive working days;
 - d. No Acting Pay shall be provided in the absence of the approval of the Board of Directors;

- e. No authorization by the Board of Directors for Acting Pay shall be valid for longer than three (3) months without the renewed approval of the Board of Directors; and
- f. Except to the extent otherwise required by law, an employee receiving Acting Pay shall not receive any other adjustment of benefits during the period in which the employee receives Acting Pay.

III. POLICY

It is the policy of the Midway City Sanitary District to compensate an unrepresented employee for assuming, on an interim basis, some or all of the duties of another position from which an incumbent is absent, when all of the conditions set forth in Sections II and III herein have been met:

1. The employee is assigned by the Board of Directors to perform all or a majority of the significant duties of a budgeted, higher paid position from which an incumbent is absent;
2. The duties of the higher paid position are assigned to, and performed by, the designated employee for five (5) or more consecutive work days;
3. The assignment should be approved in advance by the Board of Directors but the Board of Directors may, in its discretion, retroactively provide an employee with Acting Pay from the time the incumbent becomes absent and the employee commences performance of the incumbent's duties;
4. Acting Pay shall not be provided during any period of paid leave taken by the employee during the assignment, nor shall Acting Pay apply to any leave time accrued by the employee during the assignment;
5. Employees shall be paid Acting Pay at the salary level of the position being filled. In no case shall an employee receive a salary greater than the salary range of the higher classification or incumbent; and
6. Acting Pay shall not be requested by the General Manager if the District budget has insufficient budget appropriations to meet the expense.

AGENDA ITEM 7F

Date: January 21, 2025
To: Board of Directors
From: Robert Housley, General Manager
Prepared by: Milo Ebrahimi, P.E., District Engineer
Subject: Receive and File the Engineer Report for December 2024

BACKGROUND

District Engineer prepares a monthly report for the Board of Directors to inform about engineering and engineering related activities. This report includes monthly progress of District projects, reviewed plans, sewer department projects and activities, trainings and meetings, preventive maintenances and repairs of the district assets, and more.

DISCUSSION

1. Local Hazard Mitigation Plan (LHMP) by Navigating Preparedness Associates (NPA), LLC for Microgrid and Other Mitigation Projects
 - 1.1. An LHMP report is a strategic document prepared for local governments to identify natural and human-made hazards, assess risks, and outline actions to reduce the impact of disasters, thereby enhancing community resilience. This report will support the District Microgrid and other mitigation Projects.
 - 1.2. A Microgrid is a group of interconnected energy-consuming devices and equipment (e.g., homes, businesses, or industrial facilities) and distributed energy resources within clearly defined electrical boundaries that act as a single controllable entity with respect to the utility grid.
 - 1.3. The project is in progress. There is a weekly meeting with NPA about the progress of this project.
 - 1.4. The kickoff meeting was on December 5, 2024.
 - 1.5. Consultant will finish the draft report in about 3 months.
 - 1.6. The District is working to provide the requested documents and review the submitted documents.
2. Plans Reviewed
 - 2.1. Sewer permits (this month): 17.
 - 2.2. Sewer permits (this fiscal year end): 120.
 - 2.3. Development projects (trash enclosures and/or sewer lines): 5.
3. Sewer department projects
 - 3.1. Sewer System Master Plan (SSMP) Project by AKM

- 3.1.1. This project includes reviewing available pertinent records, assessing the condition of existing sewer system facilities, utilizing and developing an updated GIS-based hydraulic modeling system, evaluating the existing operations and maintenance practices and identify improvements in the current level of service, and developing a recommended sewer system repair, replacement, and improvement program where system and condition-related deficiencies are identified, recommending future capital improvement program and prioritizing projects.
- 3.1.2. SSMP is in progress. There is a monthly meeting with AKM about the progress of the project.
- 3.1.3. AKM will finish in about 4 months according to the new project schedule. A few months' delay is due to Amendment No. 2, which was approved by the Board on March 19, 2024, to the original agreement with AKM.
- 3.1.4. AKM worked on Developing Sewer System Model & Utilization of GIS Based Software (which is part of task 2 of the project).
- 3.1.5. AKM worked on Developing Population and Build-out Projections (which is part of task 4 of the project).
- 3.1.6. AKM worked on Preparation of Master Plan Report (which is part of task 10 of the project).

3.2. Sewer System Management Plan Audit Findings

- 3.2.1. The District has started implementing the recommended items from the Audit Report.

3.3. Sewer System Cleaning and CCTV Project By Empire Pipe Cleaning & Equipment

- 3.3.1. The Contractor will be cleaning District's sewer lines, inspecting (CCTV) sewer lines, and performing manhole video inspections. The Contractor will provide reports detailing the conditions of the District's sewer facilities.
- 3.3.2. The contractor has finished about 95 percent of the project so far.
- 3.3.3. Contractor will finish in about 1 months. The delay of about 40 days is because of unforeseen conditions.
- 3.3.4. District Engineer will collaborate with Contractor and AKM to link the CCTV inspection report with GIS in a new software application at the end of the project.
- 3.3.5. There is a need for storage to store and retrieve all CCTV videos in a single drive with backup capability for future reference.

3.4. Manholes at Westminster Boulevard and Springdale Street Siphon Project by AKM

- 3.4.1. There is a blocked and possibly damaged siphon at the intersection of Westminster Blvd and Springdale St.
- 3.4.2. District is working with AKM to prepare an emergency construction repair plans and specs for construction of two manholes to restore the sewer flow. The project is still in the design phase.

- 3.4.3. The project is in progress. There is a monthly meeting with AKM about the progress of this project.
 - 3.4.4. The District received the first revision of the project specifications. The drawing plans and specifications should be reviewed by other utility agencies and companies, and the City of Westminster to prevent any conflicts.
- 3.5. Capital Improvement Program (CIP) Projects
- 3.5.1. The District Engineer started evaluating CCTV videos of sewer segments with a Rating 5 for the next CIP Project.
 - 3.5.2. In NASSCO standards, Rating 5 indicates the most severe condition in sewer infrastructure, signaling critical structural or operational defects that require immediate attention to prevent potential system failure.
 - 3.5.3. The RFP for the first-year CIP project will be ready to publish in 3 months.
- 3.6. Sewer System Management Plan (SSMP) Report
- 3.6.1. SSMP includes procedures for the management, operation, and maintenance of the sanitary sewer system. The procedures must: (1) incorporate the prioritization of system repairs and maintenance to proactively prevent spills, and (2) address the implementation of current standard industry practices through available equipment, technologies, and strategies.
 - 3.6.2. The District Engineer started working on the SSMP Report.
 - 3.6.3. The Report is due on May 2, 2024.
4. Sewer Department Activities
- 4.1. There was 1 call out this month at the Brookhurst lift station due to communication failure.
 - 4.2. There was not any new sewer emergency case this month.
 - 4.3. There was not any public sewer system overflow this month.
 - 4.4. 73 hotspot locations were cleaned this month.
 - 4.5. About 24 hotspot locations were checked weekly.
 - 4.6. About 51,000 linear feet (9.7 miles) of sewer line was cleaned on the east and/or west side.
5. Trainings and Meetings (not project related)
- 5.1. District Engineer attended monthly meetings with District Engineer of Costa Mesa Sanitary District (CMSD).
 - 5.2. District Engineer, Director of Operation/Safety, and Sewer Crew attended the monthly Sewer Department Meeting at the District.
 - 5.3. District Engineer, Finance Director, and Administrative Secretary/Receptionist attended OC San Capital Facilities Capacity Charges Workshop.

- 5.4. General Manger, District Engineer and Director of Services and Program Development attended the Legislative and Public Affairs outreach Committee Meeting.
- 5.5. District Engineer and staff attended the GOGov meetings.
- 5.6. District Engineer attended a meeting at Costa Mesa Sanitary District to get feedback on Cityworks software application (for permitting and asset management).
- 5.7. There were not Development Review Team (DRT) meetings at the City of Westminster this month.

6. Preventive Maintenances (PM) and Repairs

- 6.1. Clean Energy performed the monthly PM services on the CNG station at the yard.
- 6.2. Pumpman performed the quarterly PM services on the pumps at all lift stations.

7. Regulation and Reporting

7.1. California Air Resources Board (CARB)

- 7.1.1. The Quarterly Low Carbon Fuel Standard (LCFS) Report is submitted to the CARB website.

7.2. California Water Resources Control Board (CWRCB)

- 7.2.1. The Monthly No-Spills Report is submitted to the CWRCB through the California Integrated Water Quality System (CIWQS).

FISCAL IMPACT

Informational report only.

STAFF RECOMMENDATION

Staff recommend that the Board of Directors approve and file the Engineer Report.

AGENDA ITEM 9A

Date: January 21, 2025

To: Board of Directors

From: Robert Housley, General Manager

Prepared by: Nicolas Castro, Director of Operations/Safety

Subject: Consider Approval of the Purchase of Two (2) New 2024 Ford F-150 Supercrew Electric Pickup Trucks

BACKGROUND

The California Air Resources Board's "Advanced Clean Fleets" regulations, effective October 1, 2023, mandate that government agencies phase out aging fossil fuel-powered vehicles and replace them with Zero Emission Vehicles (ZEVs) such as electric or hydrogen-powered alternatives. The District has identified several vehicles in its fleet that meet the criteria for replacement under these regulations. On May 21, 2024, the Board declared several vehicles as surplus property and authorized the General Manager to dispose of them.

DISCUSSION

To comply with regulatory requirements and advance the District's sustainability goals, staff proposes acquiring two 2024 Ford F-150 Lightning 4x4 Supercrew electric pickup trucks. These vehicles will replace aging fleet assets and serve the operational needs of the Sewer Maintenance Department, including daily use and emergency response requirements. This initiative aligns with the District's commitment to reducing its carbon footprint and adopting environmentally friendly practices.

The Ford F-150 Lightning 4x4 Supercrew was identified as the only fully electric pickup truck currently available that meets the District's specifications and operational needs. District staff solicited bids from three vendors, and the results are summarized below:

Vendor Name	Vehicle Make	Total Bid Amount
Sunland Ford	2 2024 Ford F-150 Lightning 4x4 Supercrew	\$154,279.30
Cerritos Ford	2 2024 Ford F-150 Lightning 4x4 Supercrew	\$159,096.88
Huntington Beach Ford	2 2024 Ford F-150 Lightning 4x4 Supercrew	\$154,504.16

All bids include taxes, fees, and factory warranties. The lowest bid for two vehicles is from Sunland Ford at \$154,279.30. However, vehicle pricing may be subject to changes due to supply chain or production challenges. Additional equipment will also need to be installed on the vehicles after purchase, which will slightly increase the total cost.

FISCAL IMPACT

The total cost for purchasing and outfitting two 2024 Ford F-150 Lightning 4x4 Supercrew electric pickup trucks is estimated not to exceed \$160,000. This expenditure is funded by the vehicle replacement fund and aligns with the current fiscal year's budget, which has allocated \$160,000 for the purchase of these vehicles. The investment is justified by the long-term cost savings associated with electric vehicles, including reduced fuel and maintenance expenses.

STAFF RECOMMENDATION

Staff recommends that the Board of Directors:

1. Approve the purchase of two 2024 Ford F-150 Lightning 4x4 Supercrew electric pickup trucks at a total cost not exceeding \$160,000.
2. Authorize the General Manager to negotiate and execute all necessary documents related to the purchase.

ATTACHMENTS

1. Sunland Ford Bid
2. Cerritos Ford Bid
3. Huntington Beach Ford Bid



Date/Time: Dec 11, 2024 10:15 AM
 Buyer: Midway City Santliary Disrict
 Phone: C: (714) 812-3939 Salesperson: Isaac Bazan
 Phone:
 Address: 14451 cedar wood St
 Westminster, CA 92683

2024 Ford F-150 Lightning, Body Type: Crew Cab Pickup 100370

VIN:1FT6W3L72RWG28509 / 1FTVW3L78RWG20068

Cash	Balance Due
\$ Down	
\$0	\$154,279

Retail	\$146,525.00
Discount	\$2,000.00
Selling Price	\$144,525.00
Trade Difference	\$144,525.00
Government Fees	\$200.00
Proc/Doc Fees	\$170.00
Subtotal (Selling Price +	\$144,895.00
Total Taxes	\$13,384.30
Rebates	\$4,000.00
Total Balance Due	\$154,279.30

X

 Customer Signature

X

 Manager Signature

 Date

 Date

OAC

EPA Fuel Economy and Environment Electric Vehicle

70 MPGe
Standard Pickup Trucks range from 12 to 78 MPGe. The best vehicle rates 140 MPGe.

78 city **63** highway **48** combined city/hwy
Driving Range **320** miles
Charge Time: 14.6 hours (240V)

Annual fuel cost \$1,100

Fuel Economy & Greenhouse Gas Rating (tailpipe only) **9** Smog Rating (tailpipe only) **10**

This vehicle emits 0 grams CO₂ per mile. The best emits 0 grams per mile (tailpipe only). Does not include emissions from generating electricity. Learn more at fuelconomy.gov.

fueleconomy.gov
Calculate personalized estimates and compare vehicles.

GOVERNMENT 5-STAR SAFETY RATINGS

Overall Vehicle Score ★★★★★
Based on the combined ratings of frontal, side and rollover. Should ONLY be compared to other vehicles of similar size and weight.

Frontal Crash	★★★★★
Side Crash	★★★★★
Rollover	★★★★★

Frontal Driver ★★★★★ Passenger ★★★★★
Based on the risk of injury in a frontal impact. Should ONLY be compared to other vehicles of similar size and weight.

Side Front seat ★★★★★ Rear seat ★★★★★
Based on the risk of injury in a side impact.

Rollover ★★★★★
Based on the risk of rollover in a single-vehicle crash.

Star ratings range from 1 to 5 stars (★-★-★-★-★), with 5 being the highest.
Source: National Highway Traffic Safety Administration (NHTSA).
www.safercar.gov or 1-888-327-4236

2023 MOTOR TREND TRUCK OF THE YEAR

The FordPass Connect™ modem is active and sending vehicle data (e.g., diagnostics) to Ford. See In-Vehicle Settings for connectivity options. FordPass Connect™ service and FordPass™ App required for certain remote features (see App Terms for more information). Connected service and related feature functionality is subject to compatible ATC network availability, evolving technology / service availability, and other factors. Some features may be discontinued or modified without notice. Message and data rates may apply. See your local Ford website for our privacy policy.

FORD PROTECT
Insist on Ford Protect! The only extended service plan fully backed by Ford and honored at every Ford dealership in the U.S., Canada and Mexico. See your Ford dealer or visit www.FordOwner.com.

WARNING: Operating, servicing and maintaining a passenger vehicle, pickup truck, van, or off-road vehicle can expose you to chemicals including phthalates and lead, which are known to the State of California to cause cancer and birth defects or other reproductive harm. To minimize exposure, wear gloves or wash your hands frequently when servicing your vehicle. For more information go to www.P65Warnings.ca.gov/passenger-vehicle.

1FTWV3L78RWG20068

QR Code Smartphone

SCAN OR TEXT: #FORDOWN2018

Mag & Data rates may vary. Text HELP for help. www.ford.com/theft/

F-150 LIGHTNING
2024 F-150 4X4 SUPERCREW
145" WHEELBASE SINGLE CHGR
SINGLE-SPEED TRANSMISSION

EXTERIOR OXFORD WHITE INTERIOR DARK SLATE CLOTH 40/CON/40

STANDARD EQUIPMENT INCLUDED AT NO EXTRA CHARGE

FUNCTIONAL

- 360-DEGREE CAMERA
- B&O SOUND SYSTEM, 8 SPKR
- BLIS W/CROSS-TRAFFIC ALERT
- CLASS IV TRAILER HITCH
- EVASIVE STEERING ASSIST
- LED CTR HIGH MNT STOP LAMP
- PERIMETER ALARM
- SOS POST-CRASH ALERT SYS™

WARRANTY

- 3YR/36,000 BUMPER / BUMPER
- 5YR/60,000 POWERTRAIN
- 5YR/60,000 ROADSIDE ASSIST
- 5YR/60,000 SAFETY RESTRAINT SYS
- 8YR/100,000 ELECTRIC VEHICLE COMPONENTS

PRICE INFORMATION (MSRP)

BASE PRICE \$67,995.00
TOTAL OPTIONS/OTHER 2,850.00
TOTAL VEHICLE & OPTIONS/OTHER DESTINATION & DELIVERY 70,845.00
2,095.00

EXTERIOR

- 10-WAY PWR DRV & MULT-ADJ PWR FRT PASS
- 12" DIGITAL INSTRUMENT CLSTR
- TOUCH UP/DOWN DR/PASS WIN (ON/OFF)
- 80/40 FOLD-UP REAR BENCH
- A/C W/DUAL CLIMATE CONTROL
- AUTO-DIM REARVIEW MIRROR
- HEATED STEERING WHEEL
- ILLUMINATED ENTRY
- INTERIOR WORK SURFACE
- MESSAGE CTR: OUTSIDE TEMP, COMPASS, TRIP COMPUTER
- PWR WINDOWS, OTHER ADJUSTABLE
- POWER LOCKS
- REAR WINDOW DEFROSTER

INTERIOR

- 10-WAY PWR DRV & MULT-ADJ PWR FRT PASS
- 12" DIGITAL INSTRUMENT CLSTR
- TOUCH UP/DOWN DR/PASS WIN (ON/OFF)
- 80/40 FOLD-UP REAR BENCH
- A/C W/DUAL CLIMATE CONTROL
- AUTO-DIM REARVIEW MIRROR
- HEATED STEERING WHEEL
- ILLUMINATED ENTRY
- INTERIOR WORK SURFACE
- MESSAGE CTR: OUTSIDE TEMP, COMPASS, TRIP COMPUTER
- PWR WINDOWS, OTHER ADJUSTABLE
- POWER LOCKS
- REAR WINDOW DEFROSTER

EXTERIOR

- 10-WAY PWR DRV & MULT-ADJ PWR FRT PASS
- 12" DIGITAL INSTRUMENT CLSTR
- TOUCH UP/DOWN DR/PASS WIN (ON/OFF)
- 80/40 FOLD-UP REAR BENCH
- A/C W/DUAL CLIMATE CONTROL
- AUTO-DIM REARVIEW MIRROR
- HEATED STEERING WHEEL
- ILLUMINATED ENTRY
- INTERIOR WORK SURFACE
- MESSAGE CTR: OUTSIDE TEMP, COMPASS, TRIP COMPUTER
- PWR WINDOWS, OTHER ADJUSTABLE
- POWER LOCKS
- REAR WINDOW DEFROSTER

EXTERIOR

- 10-WAY PWR DRV & MULT-ADJ PWR FRT PASS
- 12" DIGITAL INSTRUMENT CLSTR
- TOUCH UP/DOWN DR/PASS WIN (ON/OFF)
- 80/40 FOLD-UP REAR BENCH
- A/C W/DUAL CLIMATE CONTROL
- AUTO-DIM REARVIEW MIRROR
- HEATED STEERING WHEEL
- ILLUMINATED ENTRY
- INTERIOR WORK SURFACE
- MESSAGE CTR: OUTSIDE TEMP, COMPASS, TRIP COMPUTER
- PWR WINDOWS, OTHER ADJUSTABLE
- POWER LOCKS
- REAR WINDOW DEFROSTER

Model e™ Vehicle Team.

TOTAL MSRP \$73,040.00

Whether you decide to lease or finance your vehicle, you'll find the choices that are right for you. See your dealer for details or visit www.ford.com/finance.

Ford Credit

R077 N 6B 2A1 455 001162 11 26 24

EXTERIOR

- 10-WAY PWR DRV & MULT-ADJ PWR FRT PASS
- 12" DIGITAL INSTRUMENT CLSTR
- TOUCH UP/DOWN DR/PASS WIN (ON/OFF)
- 80/40 FOLD-UP REAR BENCH
- A/C W/DUAL CLIMATE CONTROL
- AUTO-DIM REARVIEW MIRROR
- HEATED STEERING WHEEL
- ILLUMINATED ENTRY
- INTERIOR WORK SURFACE
- MESSAGE CTR: OUTSIDE TEMP, COMPASS, TRIP COMPUTER
- PWR WINDOWS, OTHER ADJUSTABLE
- POWER LOCKS
- REAR WINDOW DEFROSTER

EXTERIOR

- 10-WAY PWR DRV & MULT-ADJ PWR FRT PASS
- 12" DIGITAL INSTRUMENT CLSTR
- TOUCH UP/DOWN DR/PASS WIN (ON/OFF)
- 80/40 FOLD-UP REAR BENCH
- A/C W/DUAL CLIMATE CONTROL
- AUTO-DIM REARVIEW MIRROR
- HEATED STEERING WHEEL
- ILLUMINATED ENTRY
- INTERIOR WORK SURFACE
- MESSAGE CTR: OUTSIDE TEMP, COMPASS, TRIP COMPUTER
- PWR WINDOWS, OTHER ADJUSTABLE
- POWER LOCKS
- REAR WINDOW DEFROSTER

EXTERIOR

- 10-WAY PWR DRV & MULT-ADJ PWR FRT PASS
- 12" DIGITAL INSTRUMENT CLSTR
- TOUCH UP/DOWN DR/PASS WIN (ON/OFF)
- 80/40 FOLD-UP REAR BENCH
- A/C W/DUAL CLIMATE CONTROL
- AUTO-DIM REARVIEW MIRROR
- HEATED STEERING WHEEL
- ILLUMINATED ENTRY
- INTERIOR WORK SURFACE
- MESSAGE CTR: OUTSIDE TEMP, COMPASS, TRIP COMPUTER
- PWR WINDOWS, OTHER ADJUSTABLE
- POWER LOCKS
- REAR WINDOW DEFROSTER

EXTERIOR

- 10-WAY PWR DRV & MULT-ADJ PWR FRT PASS
- 12" DIGITAL INSTRUMENT CLSTR
- TOUCH UP/DOWN DR/PASS WIN (ON/OFF)
- 80/40 FOLD-UP REAR BENCH
- A/C W/DUAL CLIMATE CONTROL
- AUTO-DIM REARVIEW MIRROR
- HEATED STEERING WHEEL
- ILLUMINATED ENTRY
- INTERIOR WORK SURFACE
- MESSAGE CTR: OUTSIDE TEMP, COMPASS, TRIP COMPUTER
- PWR WINDOWS, OTHER ADJUSTABLE
- POWER LOCKS
- REAR WINDOW DEFROSTER

REV-001162 CA

71A 437

6B LABEL ADJ COV

2 A PRCS B10

1FTVW3L78RWG20068

F-150

RRC_IPP

027086 60/150

VU12

1FTVW3L78 RWG20068 NB



VEHICLE DESCRIPTION

F-150 LIGHTNING

2024 F-150 4X4 SUPERCREW
145" WHEELBASE
WITH XLT BAIT-SINGLE CHGR
SINGLE-SPEED TRANSMISSION

EXTERIOR
OXFORD WHITE
INTERIOR
DARK SLATE CLOTH 40/CON/40

RW G20068

027086 60/150

EPA Fuel Economy and Environment



Electric Vehicle

Fuel Economy

70

MPGe

78 city
63 highway
48 100 miles

Standard Pickup Trucks range from 12 to 78 MPGe. The best vehicle rates 140 MPGe.

You Save

\$4,250

in fuel costs over 5 years compared to the average new vehicle.

combined city/hwy
Driving Range
Charge Time: 14.6 hours (240V)

320 miles
100 miles

Annual fuel cost

\$1,100

Fuel Economy & Greenhouse Gas Rating (tailpipe only) Smog Rating (tailpipe only)



This vehicle emits 0 grams CO₂ per mile. The best emits 0 grams CO₂ per mile (tailpipe only). Does not include emissions from generating electricity. Learn more at fuelconomy.gov.

Actual results will vary for many reasons, including driving conditions and how you drive and maintain your vehicle. The EPA estimates range from 78 city to 48 highway and 48 combined city/hwy. Cost estimates are based on 15,000 miles per year at \$1.15 per kWh. MPGe is miles per gallon equivalent. Vehicle emissions are a significant cause of climate change and smog.

fuelconomy.gov

Calculate personalized estimates and compare vehicles



QR Code



GOVERNMENT 5-STAR SAFETY RATINGS

Overall Vehicle Score ★★★★★
Based on the combined ratings of frontal, side and rollover. Should ONLY be compared to other vehicles of similar size and weight.

Frontal Crash Driver ★★★★★
Passenger ★★★★★

Side Crash Front seat ★★★★★
Rear seat ★★★★★

Rollover ★★★★★
Based on the risk of rollover in a single-vehicle crash.

Star ratings range from 1 to 5 stars (★★★★★), with 5 being the highest. Source: National Highway Traffic Safety Administration (NHTSA). www.safercar.gov or 1-888-327-4236



1FTVW3L78RWG20068



FORD PROTECT
Inside on Ford Protect: The only extended service plan for pickup trucks in the U.S., Canada and Mexico. See your Ford dealer or visit www.fordprotect.com.

SCAN OR TEXT 1FTRW03B01T 04828
Mag Data name may apply. For help www.ford.com/help/privacy-stmml

WARNING: Operating, servicing and maintaining a passenger vehicle, pickup truck, van, or off-road vehicle can expose you to chemicals including phthalates and lead, which are known to the State of California to cause cancer and birth defects or other reproductive harm. To minimize exposure, wear gloves or wash your hands frequently when servicing your vehicle. For more information go to www.P65Warnings.ca.gov/passenger-vehicle.

STANDARD EQUIPMENT INCLUDED AT NO EXTRA CHARGE

- EXTERIOR
- BOX LIGHTING-LED
- REAR WIPER
- HEADLAMPS - AUTO HIGH BEAM
- HEADLAMPS - AUTOLAMP
- ON/OFF
- LARGE FRONT TRUNK AREA
- LED PROJECTOR W/ DYNAMIC
- BENDING HEADLAMPS
- LOCKING REMOVABLE TAILGATE
- WITH TAILGATE ASSIST
- MIRRORS - HDI, PWR GLASS
- PICKUP BOX LED PRK SIGNALS
- POWER LIFTGATE
- POWER UP/DOWN FRONT HOOD

- INTERIOR
- 10-WAY PWR DRV & MULTI-ADJ PWR FRNT PASS
- 12" DIGITAL INSTRUMENT CLSTR
- TOUCH UP/DOWN DR/PASS WIN
- 60/40 FOLD-UP REAR BENCH
- A/C W/DUAL CLIMATE CONTROL
- AUTO-DIM REARVIEW MIRROR
- HEATED STEERING WHEEL
- ILLUMINATED ENTRY
- INTERIOR WORK SURFACE
- MESSAGE CTR: OUTSIDE TEMP, COMPASS, TRIP COMPUTER
- PEDALS - POWER ADJUSTABLE
- POWERPOINT - 2.120V
- REAR-WINDOW DEFROSTER

- FUNCTIONAL
- 360-DEGREE CAMERA
- ADVANCED CAMERA WITH ASCO
- MOUNTED FRONT SEAT
- UNLIMITED SIDE IMPACT
- AIRBAGS - SAFETY CANOPY®
- LED CTR HIGH MNT STOP LAMP
- PERIMETER ALARM
- SOS POST-CRASH ALERT SYS™
- WARRANTY
- 3YR/36,000 BUMPER / BUMPER
- 5YR/60,000 POWERTRAIN
- 5YR/60,000 ROADSIDE ASSIST
- 5YR/60,000 SAFETY RESTRAINT SYS
- 8YR/100,000 ELECTRIC VEHICLE COMPONENTS

(MSRP)

INCLUDED ON THIS VEHICLE
EQUIPMENT GROUP 312A

(MSRP)

EXTERIOR EQUIPMENT/OTHER

- 30" ALLOY DARK CARBONIZED GRA
- ZERO EMISSIONS VEHICLE
- 5000 BSW ALL-TERRAIN
- 5000 GWR PACKAGE
- PRO POWER ONBOARD BATTERY
- BLUETOOTH EQUIP-90DAY TRIAL
- MAX TRAILER TOW PACKAGE
- INTEGRATED TRAILER BRAKE CONT
- MOBILE POWER CORD (120V/240V)

PRICE INFORMATION
BASE PRICE \$87,995.00
TOTAL OPTIONS/OTHER 2,950.00
DESTINATION & DELIVERY 70,945.00
TOTAL 2,095.00

Proudly designed and engineered in Michigan by the Ford Model e Electric Vehicle Team.



TOTAL MSRP \$73,040.00

Whether you decide to lease or finance your vehicle, you'll find the choices that are right for you. See your dealer for details or visit www.ford.com/finance.

R077 N 6B 2A1 455 001162 11 26 24

This label is affixed pursuant to the Federal Automobile Information Disclosure Act. Gasoline, License, and Title Fees, State and Local taxes are not included. Dealer-installed options or accessories are not included unless listed above.

23_frd_f15j_xlt_secs_oxwh.jpg

12/11/2024

NORM REEVES

SUPERSTORE
 CERRITOS AUTO SQUARE

Attn: Midway City Sanitary District
 Address 14451 Cedarwood St
 City Westminste State CA ZIP 92683
 Phone (714)893-3553

Date 12/10/2024
 INVOICE # 329773

Qty	Description	Unit Price	TOTAL
2	2024 Ford F-150 Lightning Flash	\$72,690.00	\$145,380.00
2	State Tax	\$5,276.19	\$10,552.38
2	City Tax	\$1,455.50	\$2,911.00
2	Doc Fee	\$85.00	\$170.00
2	Lic & Registration	\$41.75	\$83.50

SUB TOTAL	\$159,096.88
TOTAL	\$159,096.88

SIGN: _____

DATE: _____

P.O. Box 3850, Cerritos, CA 90703
 18900 Studebaker Road, Cerritos, CA 90703
 p: 562-405-3500 w: NormReevesFord.com

Payment Detail Retail

Buyer: Midway City Sanitary District 14451 Cdarwood St Westminster, CA 92683	Co-Buyer: 	Deal #: 329773 Deal Date: 12/10/2024 Print Time: 9:19:47 AM
Home #	Home #	
Work # (714) 893-3553	Work #	Salesperson: Covarrubias, Enrique

Vehicle				
New	<input checked="" type="checkbox"/>			
Used	<input type="checkbox"/>	Stock #:	Description:	VIN: Mileage:
Demo	<input type="checkbox"/>		2024 Ford F150 Lightning	

Trade	
Vehicle:	0
VIN:	
Mileage:	
Allowance:	
Payoff:	

	Sale Info.	Finance Info.	
Sale Price:	72,690.00	Price (MSRP)	72,690.00
Total Financed Aftermarkets:	0.00	Hard Adds	0.00
Total Trade Allowance:	0.00	Soft Adds	0.00
Trade Difference:	72,690.00	Surface Protection	0.00
		Discounts	0.00
Documentary Charge:	85.00	Total Sale Price	72,690.00
State & Local Taxes:	6,731.69	Extended Warranty(s)	0.00
Total License and Fees:	41.75	GAP	0.00
Total Cash Price:	79,548.44	Total Sale	72,690.00
		Total Fees	6,858.44
Total Trade Payoff:	0.00	Total Price w/fees	79,548.44
Delivered Price:	79,548.44	Trade Allowance	0.00
		Trade Difference	0.00
Cash Down + Deposit	0.00	Payoffs.....	0.00
		Trade Equity.....	0.00
Unpaid Balance:	79,548.44	Cash Down + Deposit..	0.00
		Rebates.....	0.00
		Total Down	0.00
		Total Sale:	72,690.00
		Total Amt Financed:	\$79,548.44

<input type="checkbox"/> Cash	Amount: \$ _____
<input type="checkbox"/> Check	Amount: \$ _____
<input type="checkbox"/> CC - MC / VISA / Discover / AMEX	Amount: \$ _____

F-150 LIGHTNING **Model e™** **CONVOY**

2024 F-150 4x4 SUPERCREW
 145" WHEELBASE
 DARK SLATE CLOTH 40/CON/40
 SINGLE-SPEED TRANSMISSION

- STANDARD EQUIPMENT INCLUDED AT NO EXTRA CHARGE**
- EXTERIOR**
- BOX LIGHTING-LED
 - HEADLAMPS - AUTO HIGH BEAM
 - HEADLAMPS - AUTO LAMP (ON/OFF)
 - LARGE FRONT TRUNK AREA
 - LED PROJECTOR W/ DYNAMIC BENDING HEADLAMPS
 - LOCKING REMOVABLE TAILGATE WITH TAILGATE ASSIST
 - MIRRORS - HTD, PWR GLASS/ MANUAL-FOLD/TURN SIGNALS
 - PICKUP BOX/TIE DOWN HOOKS
 - POWER UP/DOWN FRONT HOOD
- INTERIOR**
- 10-WAY PWR DRV & MULTI-ADJ PWR FRNT PASS
 - 12" DIGITAL INSTRUMENT CLSTR
 - 80/40 FOLD-UP REAR BENCH W/IN (ON/OFF)
 - AC W/IDUAL CLIMATE CONTROL
 - AUTO-DIM REARVIEW MIRROR
 - HEATED STEERING WHEEL
 - ILLUMINATED ENTRY
 - INTERIOR WORK SURFACE
 - MESSAGE CTR: OUTSIDE TEMP, COMPASS, TRIP COMPUTER
 - PEDALS - POWER ADJUSTABLE
 - POWERPOINT - 21.20W
 - REAR-WINDOW DEFROSTER
- FUNCTIONAL**
- 360-DEGREE CAMERA
 - BAO SOUND SYSTEM, & SPKR
 - BLIS W/CROSS-TRAFFIC ALERT
 - CLASS IV TRAILER-HITCH
 - CTR LIGHT MNT STOP LAMP
 - FORDPASS CONNECTIVITY
 - HOTSPOOT TELEMATICS MODEM
 - FORWARD SENSING SYSTEM
 - INTELL ADAPT CRUISE CTRL
 - LANE-KEEPING SYSTEM
 - POST-COLLISION BRAKING
 - PRE-COLLISION ASSIST W/AEB
 - SECURITYCODE, KEYLESS ENTRY
 - SYNC®4 W/WEVA & 15.5" SCRN
 - WIRELESS CHARGING PAD
- SAFETY/SECURITY**
- ADVANCECTRA™ WITH RSC®
 - AIRBAGS - FRONT SEAT MOUNTED SIDE IMPACT
 - AIRBAGS - SAFETY CANOPY®
 - CTR LIGHT MNT STOP LAMP
 - PREG-SENSE
 - SOS POST-CRASH ALERT SYS™
- WARRANTY**
- 3YR/36,000 BUMPER / BUMPER
 - 5YR/60,000 POWERTRAIN
 - 5YR/60,000 ROADSIDE ASSIST
 - 5YR/60,000 SAFETY RESTRAINT SYS
 - 8YR/100,000 ELECTRIC VEHICLE COMPONENTS

INCLUDED ON THIS VEHICLE EQUIPMENT GROUP 312A

FLASH

OPTIONAL EQUIPMENT/OTHER

- 20" ALLY DARK CARBONIZED GRA
- ZERO EMISSIONS VEHICLE
- 275/60R20 BSW ALL-SEASON
- 8550F GWRV PACKAGE
- FRONT LICENSE PLATE BRACKET
- BLUECHISEL EQUIP: 3-YEAR PLAN
- MOBILE POWER CORD (120W/240V)

NO CHARGE

2,100.00

500.00

PRICE INFORMATION

MSRP: 507,995.00

2,600.00

TOTAL OPTIONS/OTHER

TOTAL VEHICLE & OPTIONS/OTHER DESTINATION & DELIVERY

70,995.00

2,095.00



Proudly designed and engineered in Michigan by the Ford Model e Electric Vehicle Team.

Model e™

CONVOY

ITEM #: 71-Z103 OT 2

TOTAL MSRP \$72,690.00

Whether you decide to lease or finance your vehicle, you'll find the choices that are right for you. See your dealer for details or visit www.ford.com/finance.

This label is affixed pursuant to the Federal Automobile Information Disclosure Act. Gasoline, License, and Title Fees, State and Local taxes are not included. Dealer installed options or accessories are not included unless listed above.

1855 R 6B 2A6 415 001840 06 11 24

23_f15_f15L_xlt_sec5_oxwh.jpg

12/10/2024

024184 1079/1625 1F76W3L75RWG02373 NB

EPA Fuel Economy and Environment

70 MPGe
 Standard Pickup Trucks range from 12 to 73 MPGe. The best vehicle rates 140 MPGe.

\$1,100 Annual fuel cost
 Based on 15,000 miles per year at 15¢ per kWh. MPGe is miles per gasoline gallon equivalent. Vehicle cost based on a significant base of climate change and surge.

\$4,250 in fuel costs over 5 years compared to the average new vehicle.

78 city **48** highway **63** combined city/hwy
 kWh per 100 miles

320 miles Charge Time: 14.5 hours (240V)

9 Fuel Economy & Greenhouse Gas Rating (tailpipe only) Smog Rating (tailpipe only)

fuelconomy.gov
 Calculate personalized estimates and compare vehicles

GOVERNMENT 5-STAR SAFETY RATINGS

Overall Vehicle Score ★★★★★
 Based on the combined ratings of frontal, side, and rear. Should ONLY be compared to other vehicles of similar size and weight.

Frontal Crash	★★★★★
Driver Passenger	★★★★★
Side	★★★★★
Front seat	★★★★★
Rear seat	★★★★★
Rollover	★★★★★

Based on the risk of rollover in a single-vehicle crash. Star ratings range from 1 to 5 stars (★★★★★), with 5 being the highest. Source: National Highway Traffic Safety Administration (NHTSA). www.safercar.gov or 1-888-327-4236

QR Code

2023 MOTOR TREND TRUCK OF THE YEAR

The FordPass Connect™ modem is active and sending vehicle data (e.g., diagnostic) to Ford. See In-Vehicle Settings for connectivity options. FordPass Connect™ services and features™ are not available in certain remote locations (see app terms for more information). Connected services and related features functionality is subject to compatible AT&T-network availability, evolving technology/compatibility, and other factors. Message and data rates may apply. See your local Ford website for our privacy policy.

FORD PROTECT
 Insist on Ford Protect! The only extended service plan fully backed by Ford and honored at every Ford dealership in the U.S., Canada and Mexico. See your Ford dealer or visit www.FordOwner.com.

WARNING: Operating, servicing and maintaining a passenger vehicle, pickup truck, van, or off-road vehicle can expose you to chemicals including phthalates and lead, which are known to the State of California to cause cancer and birth defects or other reproductive harm. To minimize exposure, wear gloves or wash your hands frequently when servicing your vehicle. For more information go to www.P65Warnings.ca.gov/passenger-vehicle.

1F76W3L75RWG02373

SCAN OR TEXT #FORDPROTECT TO 48628
 Has a Data Tag? Data tags may apply for help
www.ford.com/privacy/terms/

Payment Detail Retail

Buyer: Midway City Sanitary District 14451 Cedarwood St Westminster, CA 92683 Home # Work # (714) 893-3553	Co-Buyer: Home # Work #	Deal #: 329773 Deal Date: 12/10/2024 Print Time: 9:23:22 AM Salesperson: COVARRUBIAS, ENRIQ
--	--	--

Vehicle				
New	<input checked="" type="checkbox"/>			
Used	<input type="checkbox"/>	Stock #:	Description:	VIN: Mileage:
Demo	<input type="checkbox"/>		2024 Ford F150 Lightning	

Trade	
Vehicle:	0
VIN:	
Mileage:	
Allowance:	
Payoff:	

	Sale Info.	Finance Info.	
Sale Price:	72,690.00	Price (MSRP)	72,690.00
Total Financed Aftermarkets:	0.00	Hard Adds	0.00
Total Trade Allowance:	0.00	Soft Adds	0.00
Trade Difference:	72,690.00	Surface Protection	0.00
		Discounts	0.00
Documentary Charge:	85.00	Total Sale Price	72,690.00
State & Local Taxes:	6,731.69	Extended Warranty(s)	0.00
Total License and Fees:	41.75	GAP	0.00
Total Cash Price:	79,548.44	Total Sale	72,690.00
		Total Fees	6,858.44
Total Trade Payoff:	0.00	Total Price w/fees	79,548.44
Delivered Price:	79,548.44	Trade Allowance	0.00
		Trade Difference	0.00
Cash Down + Deposit	0.00	Payoffs.....	0.00
		Trade Equity	0.00
Unpaid Balance:	79,548.44	Cash Down + Deposit..	0.00
		Rebates.....	0.00
		Total Down	0.00
		Total Sale:	72,690.00
		Total Amt Financed:	\$79,548.44

<input type="checkbox"/> Cash	Amount: \$ _____
<input type="checkbox"/> Check	Amount: \$ _____
<input type="checkbox"/> CC - MC / VISA / Discover / AMEX	Amount: \$ _____

F-150 LIGHTNING
 2024 F-150 4x4 SUPERCREW
 145" WHEELBASE
 131kW EXT-BAT-SINGLE CHGR
 SINGLE-SPEED TRANSMISSION

STANDARD EQUIPMENT INCLUDED AT NO EXTRA CHARGE

- EXTERIOR**
- BOX LIGHTING-LED
 - HEADLAMP - AUTO HIGH BEAM
 - HEADLAMP - AUTO LAMP
 - (ON/OFF)
 - LARGE FRONT TRUNK AREA
 - LED PROJECTOR W/ DYNAMIC BENDING HEADLAMPS
 - LOCKING REMOVABLE TAILGATE WITH TAILGATE ASSIST
 - MIRRORS - HTD, PWR GLASS/ MAIN-FOLD/ITURN SIGNALS
 - MIRROR - FOLD/ITURN SIGNALS
 - POWER LIFTGATE DOWN HOOKS
 - POWER UP/DOWN FRONT HOOD
- INTERIOR**
- 10-WAY PWR DRV & MULT-ADJ PWR FRNT PASS
 - 12" DIGITAL INSTRUMENT CLSTR
 - 80/80 FOLDUP REAR BENCH W/IN (ON/OFF)
 - AC W/ DUAL CLIMATE CONTROL
 - AUTO-DIM REARVIEW MIRROR
 - HEATED STEERING WHEEL
 - ILLUMINATED ENTRY
 - INTERIOR WORK SURFACE
 - MESSAGE CTR: OUTSIDE TEMP, COMPASS, TRIP COMPUTER
 - PEDALS - POWER ADJUSTABLE
 - REAR WINDOW DEFROSTER
- FUNCTIONAL**
- 360-DEGREE CAMERA
 - ADVANCETRACT™ WITH RSCQ
 - AIRBAGS - FRONT SEAT
 - MOUNTED SIDE IMPACT
 - AIRBAGS - SAFETY CANOPY®
 - LED CTR HIGH/INT STOP LAMP
 - 120V AC POWER W/ 200W AC OUTLET
 - SOS POST-CRASH ALERT SYS™
- WARRANTY**
- 3-YR/36,000 BUMPER / BUMPER
 - 5-YR/60,000 POWERTRAIN
 - 5-YR/60,000 ROADSIDE ASSIST
 - 5-YR/60,000 SAFETY RESTRAINT SYS
 - 8-YR/100,000 ELECTRIC VEHICLE COMPONENTS

INCLUDED ON THIS VEHICLE EQUIPMENT GROUP 312A	
FLASH	(MSRP)
OPTIONAL EQUIPMENT/OTHER	
20" ALLOY DARK CARBONIZED GRA	
ZERO EMISSIONS VEHICLE	
275/60R20 BSW ALL-SEASON	
8550# GWR PACKAGE	
FRONT LICENSE PLATE BRACKET	
BLU-CRUISE EQUIP: 3-YEAR PLAN	
MOBILE POWER CORD (120V/240V)	
NO CHARGE	
	2,100.00
	500.00
PRICE INFORMATION	(MSRP)
BASE PRICE	\$97,995.00
TOTAL OPTIONS/OTHER	2,600.00
TOTAL VEHICLE & OPTIONS/OTHER DESTINATION & DELIVERY	70,595.00
	2,695.00

Proudly designed and engineered in Michigan by the Ford Model e Electric Vehicle Team.

Model e™ Vehicle Team.

TRAMP ONE			
CD27			
TRAMP TWO	CONVOY		
	TRUCK #:	71-Z109 OTT 2	
This label is affixed pursuant to the Federal Automobile Information Disclosure Act. Gasoline, License, and Title Fees, State and Local taxes are not included. Dealer installed options or accessories are not included unless listed above.			

TOTAL MSRP \$72,690.00

Whether you decide to lease or finance your vehicle, you'll find the choices that are right for you. See your dealer for details or visit www.ford.com/finance.

1965 R 6B 2A6 420 001255 07 31 24

12/10/2024

EPA Fuel Economy and Environment

70 MPGe
 Standard Pickup Trucks range from 12 to 73 MPGe. The best vehicle rates 140 MPGe.

78 city
63 highway
48 hwy-mpg per 100 miles

320 miles
 Charge Time: 14.6 hours (240V)

9 Fuel Economy & Greenhouse Gas Rating (tailpipe only) Smog Rating (tailpipe only)

Annual fuel cost \$1,100

Actual results will vary for many reasons, including driving conditions and how you drive and maintain your vehicle. The average new vehicle gets 28 MPG and costs \$2,750 to fuel over 5 years. Cost estimates are based on 15,000 miles per year, 15 per 100 miles, 15¢ per gallon, 15¢ per gallon equivalent. Vehicle emissions are the significant cause of climate change and air quality.

fuelconomy.gov
 Calculate personalized estimates and compare vehicles

GOVERNMENT 5-STAR SAFETY RATINGS

Overall Vehicle Score ★★★★★
 Based on the combined ratings of frontal, side and rollover. Should ONLY be compared to other vehicles of similar size and weight.

Frontal Crash ★★★★★
 Driver ★★★★★
 Passenger ★★★★★

Side Crash ★★★★★
 Front seat ★★★★★
 Rear seat ★★★★★

Rollover ★★★★★
 Based on the risk of rollover in a single-vehicle crash. Star ratings range from 1 to 5 stars (★-★-★-★-★), with 5 being the highest. Source: National Highway Traffic Safety Administration (NHTSA). www.safercar.gov or 1-888-327-4236

MOTOR TREND TRUCK OF THE YEAR

The FordPass Connect™ modem is active and sending vehicle data (e.g., diagnostics) to Ford. See in-vehicle Settings for connectivity options.

Fourth Party Connective Service and FordPass™ App required for certain recent features and related feature functionality is subject to compatible AT&T F-network availability. Evolving technology / cellular networks may affect functionality and availability, or features may be disabled without notice. Please refer to our Ford website for our privacy policy.

FORD PROTECT
 Insist on Ford Protect. The only extended service plan fully backed by Ford and honored at every Ford dealership in the U.S., Canada and Mexico. See your Ford dealer or visit www.FordProtect.com.

1FT6W3L7XRWG02871

WARNING: Operating, servicing and maintaining a passenger vehicle, pickup truck, van, or off-road vehicle can expose you to chemicals including phthalates and lead, which are known to the State of California to cause cancer and birth defects or other reproductive harm. To minimize exposure, wear gloves or wash your hands frequently when servicing your vehicle. For more information go to www.P65Warnings.ca.gov/passenger-vehicle.

Huntington Beach Ford
 18255 Beach Blvd.
 Huntington Beach, CA 92648

PRICE QUOTE

DECEMBER 12, 2024

REQUESTING CUSTOMER:
 Midway City Sanitary District
 14451 Cedarwood St.
 Westminster, CA 92683

Aaron Protzmann
 Fleet Manager
 (717) 842-6611 ext. 1524

COMMENTS OR SPECIAL INSTRUCTIONS:
 Pricing is for CA Exempt Licensing.

QUANTITY	DESCRIPTION	RETAIL PRICE	YOUR FLEET PRICE	LINE TOTALS
2	2024 Ford F-150 Lightning Flash	\$73,040.00	\$70,913.00	\$141,826.00
2	Document Fee	\$85.00	\$85.00	\$170.00
2	AVRS Electronic Filing Fee	\$33.00	\$33.00	\$66.00
2	CA Tire Fee (including spare tires)	\$8.75	\$8.75	\$17.50
	Sales Tax			\$12,424.66
			TOTAL PRICE	\$154,504.16

WE LOOK FORWARD TO HELPING WITH YOUR FLEET VEHICLE NEEDS!



F-150 LIGHTNING

2024 F-150 4x4 SUPERCREW
145" WHEELBASE
131KWH EXT/BAT SINGLE CHR
SINGLE-SPEED TRANSMISSION

RW G20068

EXTERIOR: MID WHITE
INTERIOR: DARK SLATE CLOTH 40/CON/40

- STANDARD EQUIPMENT INCLUDED AT NO EXTRA CHARGE
- EXTERIOR**
 - LED LIGHTING - LED
 - BOX LINK™
 - HEADLAMPS - AUTO HIGH BEAM
 - HEADLAMPS - AUTOLAMP
 - TRUCK OFF
 - LARGE FRONT TRUNK AREA
 - LED PROJECTOR W/ DYNAMIC
 - BENDING HEADLAMPS
 - LOCKING REMOVABLE TAILGATE
 - TRUCK TAILGATE ASSIST
 - TRUCK TAILGATE ASSIST CLASS
 - TRUCK TAILGATE ASSIST CLASS
 - TRUCK TAILGATE ASSIST CLASS
 - TRUCK TAILGATE ASSIST CLASS
 - TRUCK TAILGATE ASSIST CLASS
 - INTERIOR**
 - 10-WAY PWR DRV & MULTI-ADJ PWR FRT PASS
 - 12" DIGITAL INSTRUMENT CLSTR
 - TOUCH UP/DOWN DRYPASS WIN
 - 60/40 FOLD-UP REAR BENCH
 - A/C W/DUAL CLIMATE CONTROL
 - AUTO-DIM REARVIEW MIRROR
 - HEATED STEERING WHEEL
 - ILLUMINATED ENTRY
 - INTERIOR WORK SURFACE
 - MESSAGE CTR: OUTSIDE TEMP.
 - COMPASS, TRIP COMPUTER
 - FOODS: POWER ADJUSTABLE
 - POWER WINDOW 2 ZEVY
 - REAR WINDOW DEFROSTER
 - POWER UP/DOWN FRONT HOOD
 - FUNCTIONAL**
 - 360-DEGREE CAMERA
 - B&O SOUND SYSTEM, 8 SPKR
 - BLS W/CROSS-TRAFFIC ALERT
 - CLASS IV TRAILER HITCH
 - EVASIVE STEERING ASSIST
 - FORDPASS CONNECT™ 4G
 - HOTSPOT TELEMATICS MODEM
 - FORWARD SENSING SYSTEM
 - INTELL ADAPT CRUISE CTRL
 - LANE-KEEPING SYSTEM
 - POST-COLLISION BRAKING
 - PRE-COLLISION ASSIST W/AEB
 - SECURICODE: KEYLESS ENTRY
 - SYNC®4 W/VR & 15.5" SCR
 - WIRELESS CHARGING PAD
 - SAFETY/SECURITY**
 - ADVANCETRAC™ WITH RSC®
 - AIRBAGS - FRONT SEAT
 - MOUNTED SIDE IMPACT
 - AIRBAGS - SAFETY CANOPY®
 - LED CTR HIGH MNT STOP LAMP
 - PERIMETER ALARM
 - SOS POST-CRASH ALERT SYS™
 - WARRANTY**
 - 3YR/36,000 BUMPER / BUMPER
 - 5YR/60,000 POWERTRAIN
 - 5YR/60,000 ROADSIDE ASSIST
 - RESTRAINT SYS
 - 8YR/100,000 ELECTRIC
 - VEHICLE COMPONENTS

(MSRP)

INCLUDED ON THIS VEHICLE	(MSRP)
EQUIPMENT GROUP 312A	\$67,995.00
WASH	2,950.00
ADDITIONAL EQUIPMENT/OTHER	
ALLOY DARK CARBONIZED GRA	70,945.00
ZERO EMISSIONS VEHICLE	2,095.00
67-69R20 BSW ALL-TERRAIN	
8600R GWR PACKAGE	
NON-LIFTER W/SEALATE BRACKET	NO CHARGE
PRIMED LIFTER W/3.9" W/	1,200.00
BLUESCRUISE EQUIP-90DA/90AL	
MAX TRAILER TOW PACKAGE	1,100.00
INTEGRATED TRAILER BRAKE CONT	
MOBILE POWER CORD (120V/240V)	500.00

Proudly designed and engineered in Michigan by the Ford Model e Electric Vehicle Team.

RAMP ONE	CONVOY	ITEM #: 71-F56K O/T 2
CD27		
RAMP TWO	TOTAL MSRP \$73,040.00	

Whether you decide to lease or finance your vehicle, you'll find the choices that are right for you. See your dealer for details or visit www.ford.com/finance.

This label is affixed pursuant to the Federal Automobile Information Disclosure Act. Gasoline, License, and Title Fees, State and Local taxes are not included. Dealer installed options or accessories are not included unless listed above.

EPA Fuel Economy and Environment

Electric Vehicle

70 MPG_e

Standard Pickup Trucks range from 12 to 73 MPG_e. The best vehicle rates 140 MPG_e.

78 city **63** highway **48** kWhrs per 100 miles

Driving Range
When fully charged, vehicle can travel about...
0 60 120 180 240 300 320 miles

Charge Time: 14.6 hours (240V)

Annual fuel cost \$1,100

Fuel Economy & Greenhouse Gas Rating (tailpipe only)

9 10 10 Best

Smog Rating (tailpipe only)

10 10 Best

This vehicle emits 0 grams CO₂ per mile. The best emits 0 grams per mile (tailpipe only). Does not include emissions from generating electricity, learn more at fuelconomy.gov.

fuelconomy.gov

Calculate personalized estimates and compare vehicles

GOVERNMENT 5-STAR SAFETY RATINGS

Overall Vehicle Score ★ ★ ★ ★ ★

Should ONLY be compared to other vehicles of similar size and weight.

Frontal Crash ★ ★ ★ ★ ★

Side Crash ★ ★ ★ ★ ★

Rollover ★ ★ ★ ★ ★

Based on the risk of rollover in a single-vehicle crash.

Star ratings range from 1 to 5 stars (★ ★ ★ ★ ★), with 5 being the highest.

Source: National Highway Traffic Safety Administration (NHTSA). www.safercar.gov or 1-888-327-4236

MOTORTREND TRUCK OF THE YEAR.

The FordPass Connect™ modem is active and sending vehicle data (e.g., diagnostics) to Ford. See In-vehicle Settings for connectivity options.

FordPass Connect™ service and FordPass™ App required for certain remote features (see App Terms for more information). To use certain features, you must be connected to a cellular network. Network availability, including technology/cellular networks may affect functionality and availability. Continued provision of some features, including their from Ford website for our privacy policy.

FORD PROTECT

Insist on Ford Protect! The only extended service plan fully backed by Ford and honored at every Ford dealership in the U.S., Canada and Mexico. See your Ford dealer or visit www.FordOwner.com.

SCAN OR TEXT #FORDPROTECT TO #8258

Mag & Data
Daily
Text-HELP
for help

www.ford.com/help/privacy-term/

1FTVW3L78RWG20068

WARNING: Operating, servicing and maintaining a passenger vehicle, pickup truck, van, or off-road vehicle can expose you to chemicals including phthalates and lead, which are known to the State of California to cause cancer and birth defects or other reproductive harm. To minimize exposure, wear gloves or wash your hands frequently when servicing your vehicle.

For more information go to www.P65Warnings.ca.gov/passenger-vehicle.

F-150 LIGHTNING
 2024 F-150 4X4 SUPERCREW
 136" WHEELBASE SINGLE CAB
 SINGLE-SPEED TRANSMISSION

Fuel Economy and Environment
 EPA DOT Fuel Economy
 Electric Vehicle

70 MPGe
 Standard Pickup Trucks range from 12 to 73 MPGe. The best vehicle rates 140 MPGe.

You save \$4,250 in fuel costs over 5 years compared to the average new vehicle.

78 city **63** highway **48** combined city/hwy
 kW-hrs per 100 miles
70 miles
 Charge Time: 14.6 hours (240V)

Annual fuel cost \$1,100
 When fully charged, vehicle can travel about...
320 miles
 Charge Time: 14.6 hours (240V)

Fuel Economy & Greenhouse Gas Rating (tailpipe only)
9 Best
10 Best
10 Best
 Smog Rating (tailpipe only)

fueleconomy.gov
 Calculate personalized estimates and compare vehicles

GOVERNMENT 5-STAR SAFETY RATINGS
Overall Vehicle Score ★ ★ ★ ★ ★
 Based on the combined ratings of frontal, side and rollover. Should ONLY be compared to other vehicles of similar size and weight.

Smartphone QR Code

2023 MOTOR TREND TRUCK OF THE YEAR

Frontal Crash ★ ★ ★ ★ ★
Side Crash ★ ★ ★ ★ ★
Rollover ★ ★ ★ ★ ★

Smartphone QR Code

2023 MOTOR TREND TRUCK OF THE YEAR

FORD PROTECT
 The only extended service plan fully backed by Ford and honored at every Ford dealership in the U.S., Canada and Mexico. See your Ford dealer or visit www.FordOwner.com.

WARNING: Operating, servicing and maintaining a passenger vehicle, pickup truck, van, or off-road vehicle can expose you to chemicals including phthalates and lead, which are known to the State of California to cause cancer and birth defects or other reproductive harm. To minimize exposure, wear gloves or wash your hands frequently when servicing your vehicle. For more information go to www.P65Warnings.ca.gov/passenger-vehicle.

EXTERIOR
 OXFORD WHITE
INTERIOR
 DARK SLATE CLOTH 40/CONV/40

- FUNCTIONAL**
- 360-DEGREE CAMERA
 - B&O SOUND SYSTEM, 8 SPKR
 - BLIS W/CROSS-TRAFFIC ALERT
 - CLASS IV TRAILER HITCH
 - EVASIVE STEERING ASSIST
 - LED CTR HIGH MNT STOP LAMP
 - PERIMETER ALARM
 - SOS POST-CRASH ALERT SYS™
- SAFETY/SECURITY**
- ADVANCED TRAC™ WITH RSC®
 - AIRBAGS - FRONT SEAT MOUNTED SIDE IMPACT
 - AIRBAGS - SAFETY CANOPY®
 - LED CTR HIGH MNT STOP LAMP
 - PERIMETER ALARM
 - SOS POST-CRASH ALERT SYS™
- WARRANTY**
- 3YR/36,000 BUMPER / BUMPER
 - 5YR/60,000 POWERTRAIN
 - 5YR/60,000 ROADSIDE ASSIST
 - 5YR/60,000 SAFETY RESTRAINT SYS
 - 8YR/100,000 ELECTRIC VEHICLE COMPONENTS

PRICE INFORMATION (MSRP)

BASE PRICE	\$87,995.00
TOTAL OPTIONS/OTHER DESTINATION & DELIVERY	2,850.00
TOTAL MSRP	90,845.00

OPTIONAL EQUIPMENT/OTHER

3P" ALLOY DARK CARBONIZED GRA ZERO EMISSIONS VEHICLE	150.00
8450P GWR PACKAGE	NO CHARGE
FRONT LICENSE PLATE BRACKET	1,200.00
ELUSIVE ONBOARD - 95 KW MAX TRAILER TOW PACKAGE	1,100.00
INTEGRATED TRAILER BRAKE CONT	500.00
MOBILE POWER CORD (120V/240V)	500.00

Model e™ Vehicle Team.
 Proudly designed and engineered in Michigan by the Ford Model e Electric Vehicle Team.

TOTAL MSRP \$73,040.00

Whether you decide to lease or finance your vehicle, you'll find the choices that are right for you. See your dealer for details or visit www.ford.com/finance.

CONVOY
 ITEM #: 71-F56K OTT 2

This label is affixed pursuant to the Federal Automobile Information Disclosure Act. Gasoline, License, and Title Fees, State and Local taxes are not included. Dealer installed options or accessories are not included unless listed above.

R077 N 6B 2A1 455 001162 11 26 24

AGENDA ITEM 9B

Date: January 21, 2025

To: Board of Directors

From: Robert Housley, General Manager

Prepared by: Rober Housley, General Manager

Subject: Consider Scheduling a Public Hearing to Consider Adoption an Ordinance Increasing Director Compensation Per Meeting or Day of Service

BACKGROUND

Pursuant to Health and Safety Code Section 6489 and Water Code Section 20202, Directors of the Midway City Sanitary District (MCSD) are eligible to receive compensation for attendance at meetings or days of service performed on behalf of the District. State law allows for adjustments in compensation that do not exceed 5% for each calendar year following the operative date of the last adjustment. MCSD Directors' current per-meeting compensation of \$300.00 was last adjusted in March 2021 by Ordinance 70.

On December 18, 2007 the Board adopted Ordinance 65 to increase compensation for the Board of Directors from \$198 to \$257.40 effective February 17, 2008.

On April 21, 2009 the Board adopted Ordinance 66 to decrease compensation for the Board of Directors from \$257.40 to \$207.46 effective July 1, 2009.

On October 6, 2015 the Board adopted Ordinance 68 to increase per diem compensation for the Board of Directors from \$207.46 to \$269.69 effective December 5, 2015.

On March 16, 2021 the Board adopted Ordinance 70 to increase per diem compensation for the Board of Directors from \$269.69 to \$300.00 effective May 15, 2021.

At the January 7, 2025 meeting of the Board of Directors, the Board directed Staff to prepare a staff report to discuss increasing the Director's Compensation and to provide additional information on the required procedures for increasing compensation.

DISCUSSION

Permitted Increase

Ordinance No. 70 implemented the last compensation adjustment and set the compensation at \$300.00, effective on May 15, 2021. Thus, it has been over four years since the last adjustment in the Board's compensation. Pursuant to Health and Safety Code Section 6489 and Water Code Section 20202, any increase in compensation may not exceed an amount equal to 5 percent, for each calendar year following the operative date of the last adjustment, of the compensation which is received when the ordinance is adopted. Thus, an increase of up to 20%, or \$60.00, is permitted

by law, provided the ordinance implementing the increase is adopted on or after March 16, 2025. Such an adjustment would establish Director compensation at the amount of \$360 per meeting or day of service rendered to the District, for no more than six (6) days per month.

Required Procedures for Increasing Compensation

State law requires the Board to hold a duly noticed public hearing before it may increase its compensation.

1. As part of that procedure, a notice of the public hearing must be published once a week for two weeks in a newspaper of general circulation within the District
2. Director compensation must be established by adoption of an Ordinance. Once adopted, the Ordinance will not become effective until the expiration of a sixty-day referendum period. If a sufficient number of valid signatures protesting adoption of the Ordinance are submitted to the District during this sixty-day period, the Ordinance will be suspended, and the Board must reconsider its adoption.

FISCAL IMPACT

None.

STAFF RECOMMENDATION

Staff recommends that the Board of Directors discuss whether to consider increasing its compensation and by what amount and direct staff to take the necessary steps to increase director compensation, including scheduling a public hearing and preparing a draft ordinance, as permitted by law.

ATTACHMENTS

None.



2025 Board Meeting Calendar

JANUARY						
S	M	T	W	T	F	S
			1	2	3	4
5	6	7	8	9	10	11
12	13	14	15	16	17	18
19	20	21	22	23	24	25
26	27	28	29	30	31	

FEBRUARY						
S	M	T	W	T	F	S
						1
2	3	4	5	6	7	8
9	10	11	12	13	14	15
16	17	18	19	20	21	22
23	24	25	26	27	28	

MARCH						
S	M	T	W	T	F	S
						1
2	3	4	5	6	7	8
9	10	11	12	13	14	15
16	17	18	19	20	21	22
23	24	25	26	27	28	29
30	31					

APRIL						
S	M	T	W	T	F	S
		1	2	3	4	5
6	7	8	9	10	11	12
13	14	15	16	17	18	19
20	21	22	23	24	25	26
27	28	29	30			

MAY						
S	M	T	W	T	F	S
				1	2	3
4	5	6	7	8	9	10
11	12	13	14	15	16	17
18	19	20	21	22	23	24
25	26	27	28	29	30	31

JUNE						
S	M	T	W	T	F	S
1	2	3	4	5	6	7
8	9	10	11	12	13	14
15	16	17	18	19	20	21
22	23	24	25	26	27	28
29	30					

JULY						
S	M	T	W	T	F	S
		1	2	3	4	5
6	7	8	9	10	11	12
13	14	15	16	17	18	19
20	21	22	23	24	25	26
27	28	29	30	31		

AUGUST						
S	M	T	W	T	F	S
					1	2
3	4	5	6	7	8	9
10	11	12	13	14	15	16
17	18	19	20	21	22	23
24	25	26	27	28	29	30/31

SEPTEMBER						
S	M	T	W	T	F	S
		1	2	3	4	5
6	7	8	9	10	11	12
13	14	15	16	17	18	19
20	21	22	23	24	25	26
27	28	29	30			

OCTOBER						
S	M	T	W	T	F	S
			1	2	3	4
5	6	7	8	9	10	11
12	13	14	15	16	17	18
19	20	21	22	23	24	25
26	27	28	29	30	31	

NOVEMBER						
S	M	T	W	T	F	S
						1
2	3	4	5	6	7	8
9	10	11	12	13	14	15
16	17	18	19	20	21	22
23	24	25	26	27	28	29/30

DECEMBER						
S	M	T	W	T	F	S
		1	2	3	4	5
6	7	8	9	10	11	12
13	14	15	16	17	18	19
20	21	22	23	24	25	26
27	28	29	30	31		

Board Meetings
Legis. & PA Outreach Comm. Meeting
Calendar Committee Meeting
Franchise Committee Meeting
ISDOC Qrtly Luncheon
Clean-up event
Special Events/Conferences

- 1/25 District Open House
- 2/1 WM Tet Festival
- 3/26 SDRMA Spring Education Day
- 4/21-24 CSDA Leadership Conference
- 5/6-9 WasteExpo Conference
- 5/17 Compost Event
- 5/20-21 CSDA Legislative Days
- 7/16 WM Safety Day
- 8/25-28 CSDA Annual Conference

Holiday - Office Closed

- 1/1 New Year's Day
- 2/17 President's Day
- 5/26 Memorial Day
- 7/4 Independence Day
- 9/1 Labor Day
- 11/27 Thanksgiving Day
- 12/25 Christmas Day

Updated on 12/13/24